



# Treasurer's Summary Report for the Month of December, 2019

## Monthly Variance

### Revenue Income December

Revenue short of budget by \$ 24,349

### Primary Revenue Drivers

- > Sales Tax Grainger \$ 4,754 Under Budget
  - > Sales Tax Oasis \$ 2,547 Under Budget
  - > Telecommunication Tax \$ 1,698 Under Budget
  - > Investment Income \$ 1,122 Under Budget
  - > Building Permit Services \$12,500 Under Budget
- No permit revenue received

One property sold in December  
13881W Emma Lane

### Expenses December

Expenditures exceed budget by \$ 173,001

### Primary Expense Drivers

- > Building Services \$28,106 Over Budget
- True up
- > Debt Service \$173,038 Over Budget
- The Village is paying in advance GO Bond series 2011 not scheduled due until 2026.

Net revenue over expense for December (\$950,540)  
Net revenue over expense Year to Date (\$338,616)

## Actual vs. Budget

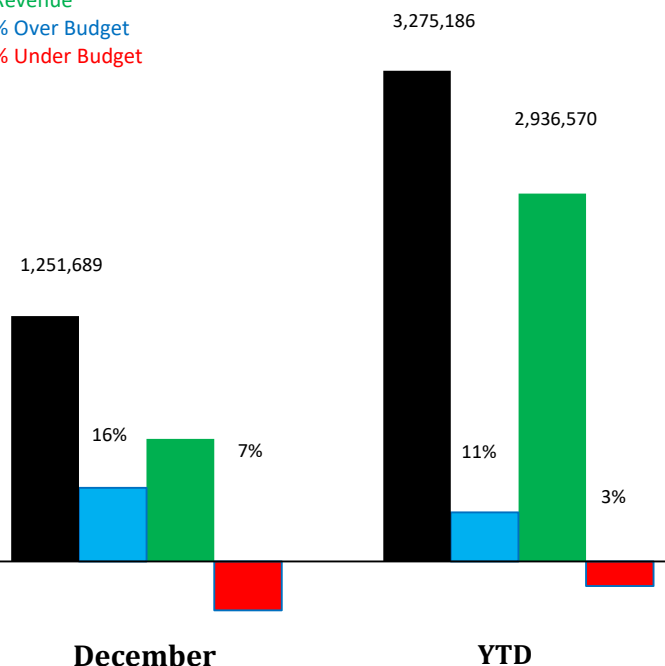
Net revenue to budget December	\$ 24,349	7% Under
Net revenue to budget YTD	\$ 80,825	3% Under
Net expenses to budget December	\$173,001	16% Over
Net expenses to budget YTD	\$363,249	11% Over

### Discussion Points and Up Coming Events

GO Bond Series 2011 is included in this months activity and will be paid in full.

Grainger revenue is reserved per agreement for Capital Property Purchase.

Expenses  
Revenue  
% Over Budget  
% Under Budget



**Village of Mettawa FY2018-2019  
Treasurer's Report for the Period May 1, 2019 through April 30, 2020**

---

Submitted By: *Carol Armstrong*

1-Jan-20

---

## Table of Contents

---

Summary .....	
Title Sheet .....	
Table of Contents.....	
Funds on Deposit.....	1
Balance Sheet.....	2
Fixed Assets.....	3
General Fund	
General Fund Revenue.....	4
General Fund Expenditures.....	5
Revenue Graph.....	6
Expense Graph.....	7
Other Funds	
Balance Sheet.....	8
Statement of Revenues and Expenditures.....	9
General Fund Cash Flow.....	10
Pre-Approved Paid Bills.....	11
Bills Submitted for Village Board Approval.....	12
Bills Submitted for Village Board Approval pg 2 .....	13
YTD payment history of vendors.....	14
Property Tax Rebate.....	15

Funds on Deposit

	<u>May-19</u>	<u>19-Jun</u>	<u>Jul-19</u>	<u>19-Aug</u>	<u>Sep-19</u>	<u>19-Oct</u>	<u>Nov-19</u>	<u>19-Dec</u>
General Commingled Accounts								
Northern Trust 6101								
Opening balance	\$ 713,889.11	\$ 717,273.59	\$ 775,862.44	\$ 778,048.48	\$ 779,644.70	\$ 833,819.96	\$ 834,920.81	\$ 834,611.88
Cleared deposits	\$ 3,679.99	\$ 58,902.71	\$ 2,506.21	\$ 1,918.41	\$ 54,466.29	\$ 1,426.17	\$ -	\$ 1,531.82
Interest	\$ 9.12	\$ 9.14	\$ 9.90	\$ 9.92	\$ 9.93	\$ 10.63	\$ 10.29	\$ 10.65
Cleared disbursements	\$ (304.63)	\$ (323.00)	\$ (330.07)	\$ (332.11)	\$ (300.96)	\$ (335.95)	\$ (319.22)	\$ (330.42)
Closing balance	\$ 717,273.59	\$ 775,862.44	\$ 778,048.48	\$ 779,644.70	\$ 833,819.96	\$ 834,920.81	\$ 834,611.88	\$ 835,823.93
Illinois Funds 5219								
Opening balance	\$ 4,852,724.57	\$ 5,090,698.95	\$ 5,339,860.11	\$ 5,593,284.97	\$ 5,872,656.27	\$ 6,137,077.24	\$ 6,417,083.00	\$ 6,780,003.45
Deposit	\$ 227,543.25	\$ 238,654.30	\$ 242,192.69	\$ 268,536.71	\$ 253,861.79	\$ 269,675.11	\$ 353,219.61	\$ 240,996.30
Withdrawal/Transfer								\$ (2,000,000.00)
Interest	\$ 10,431.13	\$ 10,506.86	\$ 11,232.17	\$ 10,834.59	\$ 10,559.18	\$ 10,330.65	\$ 9,700.84	\$ 8,036.46
Closing balance	\$ 5,090,698.95	\$ 5,339,860.11	\$ 5,593,284.97	\$ 5,872,656.27	\$ 6,137,077.24	\$ 6,417,083.00	\$ 6,780,003.45	\$ 5,029,036.21
Motor Fuel Tax 5227								
Opening balance	\$ 80,568.04	\$ 81,947.78	\$ 83,222.35	\$ 84,405.14	\$ 85,828.54	\$ 87,799.32	\$ 89,920.75	\$ 91,866.22
Deposit	\$ 1,210.76	\$ 1,109.59	\$ 1,011.54	\$ 1,264.36	\$ 1,819.00	\$ 1,975.80	\$ 1,812.91	\$ 2,041.41
Withdrawal								
Interest	\$ 168.98	\$ 164.98	\$ 171.25	\$ 159.04	\$ 151.78	\$ 145.63	\$ 132.56	\$ 136.86
Closing balance	\$ 81,947.78	\$ 83,222.35	\$ 84,405.14	\$ 85,828.54	\$ 87,799.32	\$ 89,920.75	\$ 91,866.22	\$ 94,044.49
Debt Service Funds								
Northern Trust SSA #2 7892								
Opening balance	\$ 158,309.80	\$ 158,310.48	\$ 158,311.13	\$ 158,311.80	\$ 158,312.47	\$ 158,313.12	\$ 158,313.79	\$ 158,314.44
Cleared deposits								
Interest	\$ 0.68	\$ 0.65	\$ 0.67	\$ 0.67	\$ 0.65	\$ 0.67	\$ 0.65	\$ 0.68
Cleared disbursements								\$ (160.00)
Closing balance	\$ 158,310.48	\$ 158,311.13	\$ 158,311.80	\$ 158,312.47	\$ 158,313.12	\$ 158,313.79	\$ 158,314.44	\$ 158,155.12
MaxSafe Investment- Lake Forest 5664								
Opening Balance	\$ 2,055,882.76	\$ 1,960,048.64	\$ 1,863,429.08	\$ 1,767,372.54	\$ 1,770,815.29	\$ 1,473,643.81	\$ 1,476,253.97	\$ 878,367.99
Cleared Deposits		\$ 100,000.00			\$ 200,000.00	\$ 100,000.00	\$ 100,000.00	\$ 1,900,000.00
Interest	\$ 4,165.88	\$ 3,380.44	\$ 3,943.46	\$ 3,442.75	\$ 2,828.52	\$ 2,610.16	\$ 2,114.02	\$ 3,331.29
Cleared Disbursements	\$ (100,000.00)	\$ (200,000.00)	\$ (100,000.00)		\$ (500,000.00)	\$ (100,000.00)	\$ (700,000.00)	\$ (200,000.00)
Closing Balance	\$ 1,960,048.64	\$ 1,863,429.08	\$ 1,767,372.54	\$ 1,770,815.29	\$ 1,473,643.81	\$ 1,476,253.97	\$ 878,367.99	\$ 2,581,699.28
Lake Forest Bank & Trust 9088								
Opening Balance	\$ 1,019,250.06	\$ 1,047,665.70	\$ 1,046,737.63	\$ 1,026,194.62	\$ 1,002,083.34	\$ 1,381,296.51	\$ 1,321,648.65	\$ 1,361,859.20
Cleared Deposits	\$ 156,036.35	\$ 374,432.23	\$ 180,927.96	\$ 84,326.42	\$ 673,512.33	\$ 202,019.63	\$ 772,049.68	\$ 2,254,097.46
Cleared Disbursements	\$ (127,620.71)	\$ (375,360.30)	\$ (201,470.97)	\$ (108,437.70)	\$ (294,299.16)	\$ (261,667.49)	\$ (731,839.13)	\$ (2,279,718.63)
Closing Balance	\$ 1,047,665.70	\$ 1,046,737.63	\$ 1,026,194.62	\$ 1,002,083.34	\$ 1,381,296.51	\$ 1,321,648.65	\$ 1,361,859.20	\$ 1,336,238.03
TOTAL ALL ACCOUNTS								
Opening month balance	\$ 8,880,624.34	\$ 9,055,945.14	\$ 9,267,422.74	\$ 9,407,617.55	\$ 9,669,340.61	\$ 10,071,949.96	\$ 10,298,140.97	\$ 10,105,023.18
Closing month balance	\$ 9,055,945.14	\$ 9,267,422.74	\$ 9,407,617.55	\$ 9,669,340.61	\$ 10,071,949.96	\$ 10,298,140.97	\$ 10,105,023.18	\$ 10,034,997.06

Village of Mettawa - Balance Sheet

	1-Jan
<b>ASSETS</b>	
Current Assets	
Checking/Savings	\$ 9,981,991
Other Current Assets	
Accounts Receivable	\$ 426
Due From Other Funds	\$ 970,680
Pre Paid Insurance	\$ 9,936
Pre Paid Salt	\$ 1,990
Hotel Taxes Receivable	\$ 46,007
Property Taxes Receivable	\$ 306,900
Shared Taxes Receivable	\$ 691,088
Total Other Current Assets	<u>\$ 2,027,027</u>
<b>TOTAL CURRENT ASSETS</b>	<u><u>\$ 12,009,018</u></u>
<b>OTHER ASSETS</b>	
Pre Paid Land Purchase	\$ 146,373
Deposit Sheriff Service Initiation	\$ 180,000
Office Space Deposit LifeStorage	\$ 500
Total Other Assets	<u>\$ 326,873</u>
<b>TOTAL ASSETS</b>	<u><u>\$ 12,335,891</u></u>
<b>LIABILITIES &amp; EQUITY</b>	
Liabilities	
Current Liabilities	
Accounts Payable	\$ 1,318,217
Accrued Other	\$ -
Deferred Property Taxes	\$ 306,900
Building Deposits	\$ 17,500
Due To Other Funds	\$ 970,680
Grainger Property Reserve	\$ 295,422
Tax Rebates	\$ 244,080
Total Current Liabilities	<u>\$ 1,834,582</u>
<b>TOTAL LIABILITIES</b>	<u><u>\$ 3,152,799</u></u>
Fund Balances	
Retained Earnings	\$ 9,549,453
Net Income	\$ (366,361)
Total Equity	<u>\$ 9,183,092</u>
<b>TOTAL LIABILITIES &amp; EQUITY</b>	<u><u>\$ 12,335,891</u></u>

## Fixed Assets

December 2019

Fixed Assets	
Total Land	9,702,549.00
Total Land Improvements	1,566,166.92
Landscaping	
Non - SSA	
Accumulated Depreciation NonSSA	-681.64
Non - SSA - Other	208,835.12
Total Non - SSA	208,153.48
SSA 3	
Accumulated Depreciation SSA 2	-3,561.00
SSA 2 - Other	742,509.00
Total SSA 3	738,948.00
SSA 6	
Accumulated Depreciation SSA 6	-291.00
SSA 6 - Other	57,510.42
Total SSA 6	57,219.42
Total Landscaping	1,004,320.90
Lighting	
SSA#3	
Accumulated Depreciation SS#3	-25.00
SSA#3 - Other	3,328.00
Total SSA#3	3,303.00
Total Lighting	3,303.00
Paved Streets	
Non -SSA	
Accumulated Depreciation NONSSA	-5,503.41
Non -SSA - Other	2,311,468.21
Total Non -SSA	2,305,964.80
SSA 3	
Accumulated Depreciation SSA 3	-3,952.00
SSA 3 - Other	1,726,802.00
Total SSA 2	1,722,850.00
SSA 3	
Accumulated Depreciation SSA 3	-1,062.34
SSA 3 - Other	614,868.30
Total SSA 3	613,805.97
SSA 6	
Accumulated Depreciation SSA 6	-1,122.00
SSA 6 - Other	491,178.00
Total SSA 6	490,056.00
Total Paved Streets	5,132,676.77
Sanitary Sewer	
SSA 4	
Accumulated Depreciation SSA 4	-805.79
SSA 4 - Other	238,652.51
Total SSA 4	237,846.72
Total Sanitary Sewer	237,846.72
Storm Sewer	
Non SSA	46,837.98
Accumulated Depreciation NonSSA	-214.58
Total Non SSA	46,623.40
SSA 2	
Accumulated Depreciation SSA 2	-450.00
SSA 2 - Other	142,925.00
Total SSA 2	142,475.00
SSA 6	
Accumulated Depreciation SSA 6	-577.00
SSA 6 - Other	183,596.00
Total SSA 6	183,019.00
Total Storm Sewer	372,117.40
Total Fixed Assets	18,018,980.71

1000 - General Fund

	Prior Period 2018	Current Period Actual	Current Period Budget	Current Period Budget Variance	Prior Period YTD 2018	Current Year Actual	YTD Budget - Original	% Budget Used	Total Budget - Original
Operating Revenue									
Program Revenue									
Taxes									
Hotel Taxes	45,941	45,021	45,941	(920)	450,906	435,841	451,223	71%	610,000
Illinois Income Tax	3,115	3,581	3,115	467	34,541	39,655	33,433	76%	52,000
Illinois Use Tax	1,396	1,601	1,250	351	9,937	11,646	10,000	78%	15,000
Personal Property Replacement	-	8	-	8	91	139	56	14%	1,000
Property Tax Levy	-	723	723	(0)	134,712	133,804	135,000	99%	135,000
Real Estate Transfer Tax	2,090	2,375	2,500	(125)	804,415	24,487	20,000	82%	30,000
Road & Bridge Tax Share	-	229	-	229	30,047	35,339	30,000	118%	30,000
Sales Tax - Oasis	36,337	33,791	36,337	(2,547)	285,808	264,268	285,295	63%	420,000
Sales Tax - Grainger	66,739	70,246	75,000	(4,754)	96,913	600,361	600,000	67%	900,000
Sales Tax -Other	123,984	123,735	123,984	(249)	1,106,915	1,101,660	1,141,027	66%	1,675,000
Telecommunication Tax	9,731	8,033	9,731	(1,698)	74,802	76,951	83,278	64%	120,000
TOTAL TAX	289,332	289,344	298,580	(9,236)	3,029,088	2,724,151	2,789,311	68%	3,988,000
Licenses & Fees									
Building Permit Services	3,032	-	12,500	(12,500)	56,807	86,136	100,000	57%	150,000
Cable Franchise Fees	-	-	-	-	4,246	4,503	6,750	50%	9,000
Liquor License Fees	-	-	-	-	6,050	6,000	6,000	100%	6,000
Zoning & Miscellaneous Permit	-	-	833	(833)	7,750	5,000	6,667	50%	10,000
Total Licenses & Fees	3,032	-	13,333	(13,333)	74,854	101,639	119,417	58%	175,000
Fines & Forfeitures									
Circuit Court Fees	234	426	667	(241)	7,515	2,301	5,333	29%	8,000
Total Program Revenue	292,598	289,770	312,581	(22,811)	3,111,456	2,828,092	2,914,061	68%	4,171,000
Investment Income									
Investment Income	12,114	11,378	12,500	(1,122)	85,718	107,528	100,000	71%	150,500
Total Investment Income	12,114	11,378	12,500	(1,122)	85,718	107,528	100,000	71%	150,500
Other Income									
Miscellaneous Revenue	-	-	417	(417)	4,468	950	3,333	0%	3,805,000
Total Other Income	-	-	417	(417)	4,468	950	3,333	0%	3,805,000
TOTAL MISCELLANEOUS REVENUE	12,114	11,378	12,917	(1,539)	90,187	108,478	103,333	3%	3,955,500
Total Operating Revenue	304,712	301,149	325,498	(24,349)	3,201,643	2,936,570	3,017,395	36%	8,126,500
Total Revenue	304,712	301,149	325,498	(24,349)	3,201,643	2,936,570	3,017,395	36%	8,126,500

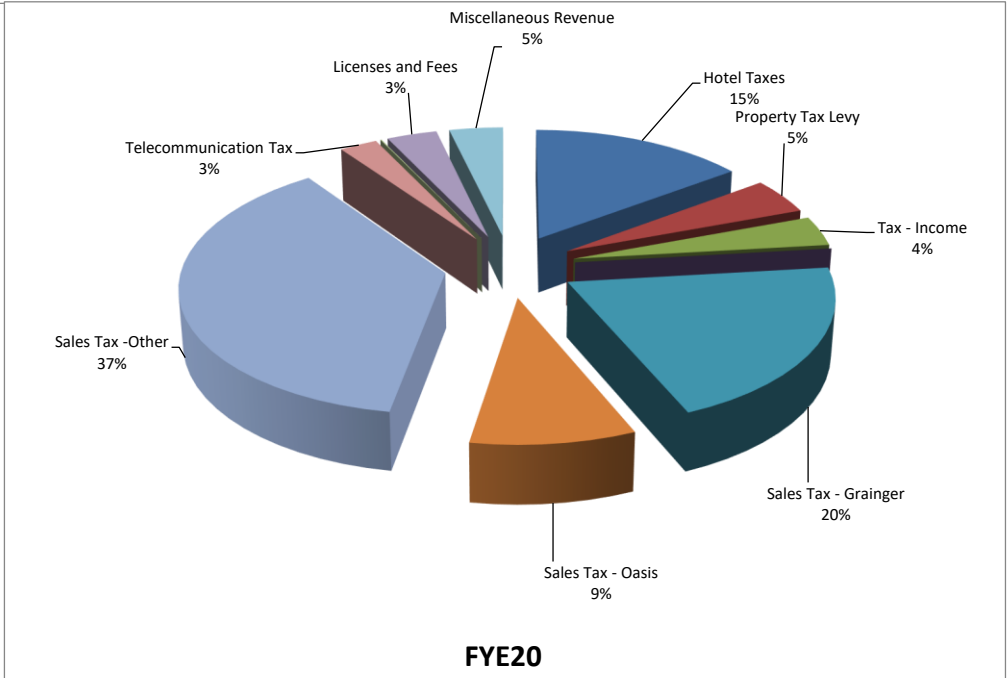
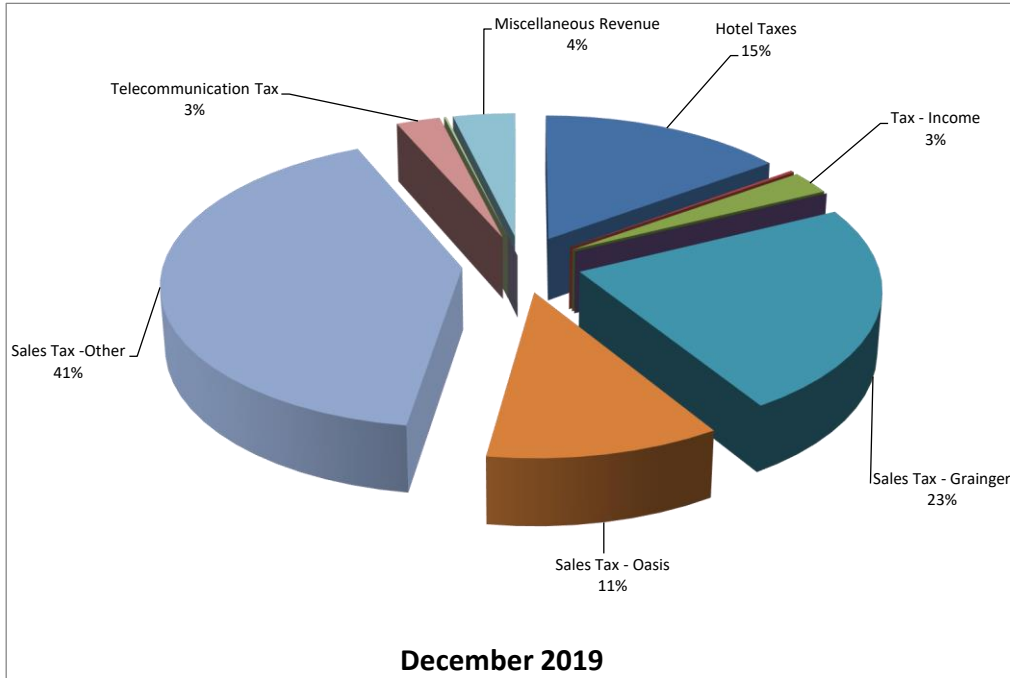
1000 - General Fund

	Current Period								
	Prior Period 2018	Current Period Actual	Current Period Budget	Budget Variance	Prior Period YTD 2018	Current Year Actual	YTD Budget - Original	% Budget Used	Total Budget Original
Expenditures									
Program Expenses									
General Government									
Auditing	-	-	-	-	26,450	27,050	27,000	100%	27,000
Bank Fees	-	186	-	186	796	1,076	1,000	108%	1,000
Consultants	517	938	700	238	6,377	11,211	8,300	93%	12,000
Dues & Subscriptions	-	-	-	-	415	415	415	38%	1,100
Financial & Accounting Services	3,667	3,890	3,777	113	29,333	30,326	30,000	67%	45,000
Insurance & Bonds	981	994	994	-	7,686	7,874	7,867	66%	12,000
Legal Expense	14,846	13,006	12,000	1,006	122,691	82,048	96,000	57%	144,000
Maps & Surveys	-	-	-	-	-	0	0	0%	1,000
Miscellaneous	269	90	625	(535)	2,131	2,283	5,000	30%	7,500
Office Supplies	124	-	333	(333)	2,486	1,980	2,667	49%	4,000
Planning Consultants	-	-	4,167	(4,167)	13,625	32,481	33,333	65%	50,000
Postage & Copying	-	-	83	(83)	-	0	667	0%	1,000
Printing & Publishing	759	-	333	(333)	1,591	1,194	2,667	30%	4,000
Recording Fees	-	-	42	(42)	331	75	333	15%	500
Telephone	212	215	167	48	1,711	1,696	1,333	85%	2,000
Village Administrator	5,417	5,667	5,417	250	46,833	43,583	43,333	67%	65,000
Village Clerk	2,635	3,022	3,417	(395)	26,444	28,887	27,333	70%	41,000
Village Office & Meeting Space	1,876	1,625	1,867	(241)	13,762	12,488	14,933	56%	22,500
<b>TOTAL GENERAL GOVERNMENT</b>	<b>31,303</b>	<b>29,633</b>	<b>33,921</b>	<b>(4,288)</b>	<b>302,662</b>	<b>284,669</b>	<b>302,182</b>	<b>65%</b>	<b>440,600</b>
Public Service									
Building Services	15,500	37,606	9,500	28,106	124,000	139,606	76,000	122%	114,000
Building Permit Services	299	413	1,313	(899)	8,595	18,495	6,667	185%	10,000
Building Permit Services -Reimbursable	-	-	-	-	-	0	0	0%	0
Disposal Services	4,887	4,887	4,875	12	38,618	39,096	39,000	67%	58,500
Engineering Services	5,256	4,754	8,333	(3,579)	75,332	73,860	66,667	74%	100,000
Engineering Service-Reimbursable	1,495	-	-	-	7,554	0	0	0%	0
Mosquito Control	-	-	-	-	21,936	26,304	25,000	105%	25,000
Police & Security	14,119	14,682	14,667	15	111,225	114,881	117,334	65%	176,000
Road & Bridge Maintenance	5,397	1,516	10,083	(8,567)	54,887	88,424	80,667	73%	121,000
Snow & Ice Control	-	5,385	-	5,385	-	5,385	10,167	18%	30,000
Salt	3,560	1,127	-	1,127	3,966	1,475	1,833	0%	0
Special Events	-	-	-	-	7,499	5,351	6,000	89%	6,000
Village Property & Maintenance	2,040	-	15,625	(15,625)	40,224	75,186	125,000	40%	187,500
Water Engineering & Maintenance	-	-	208	(208)	1,035	0	1,667	0%	2,500
<b>TOTAL PUBLIC SERVICE</b>	<b>52,553</b>	<b>70,370</b>	<b>64,604</b>	<b>5,766</b>	<b>494,872</b>	<b>588,064</b>	<b>556,000</b>	<b>71%</b>	<b>830,500</b>
Revenue Sharing									
Hotel Tax Sharing	13,782	13,506	15,250	(1,744)	135,272	130,752	122,000	71%	183,000
Property Tax Sharing	-	-	-	-	500,000	600,000	600,000	100%	600,000
Sales Tax Sharing	18,169	16,895	16,667	229	142,904	136,235	133,333	68%	200,000
<b>TOTAL TAX SHARE</b>	<b>31,951</b>	<b>30,402</b>	<b>31,917</b>	<b>(1,515)</b>	<b>778,176</b>	<b>866,987</b>	<b>855,333</b>	<b>88%</b>	<b>983,000</b>
Total Program Expenses	115,806	130,405	130,441	(37)	1,575,710	1,739,720	1,713,516	77%	2,254,100
Miscellaneous									
Capital Projects									
Real Estate Purchase	-	70,246	70,246	0	105,100	295,422	295,422	5%	5,700,000
Capital Asset	-	-	-	-	114,350	25,000	25,000	37%	68,000
Total Capital Projects	-	70,246	70,246	0	219,450	320,422	320,422	6%	5,768,000
Capital Debt									
Debt Service	-	1,051,038	878,000	173,038	161,886	1,215,044	878,000	138%	878,000
Total Miscellaneous	-	1,121,284	948,246	173,038	381,336	1,535,467	1,198,422	23%	6,646,000
Total Expenditures	115,806	1,251,689	1,078,687	173,001	1,957,046	3,275,186	2,911,938	37%	8,900,100
Net Revenue Over Expenditures	188,906	(950,540)	(753,191)		1,244,597	(338,616)	105,457		(773,600)

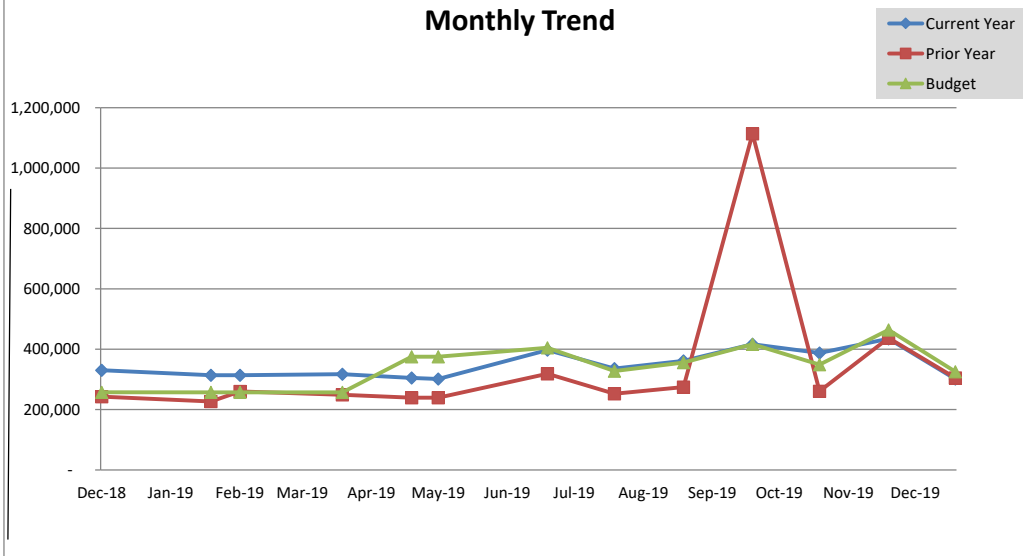
General Fund Expenditures



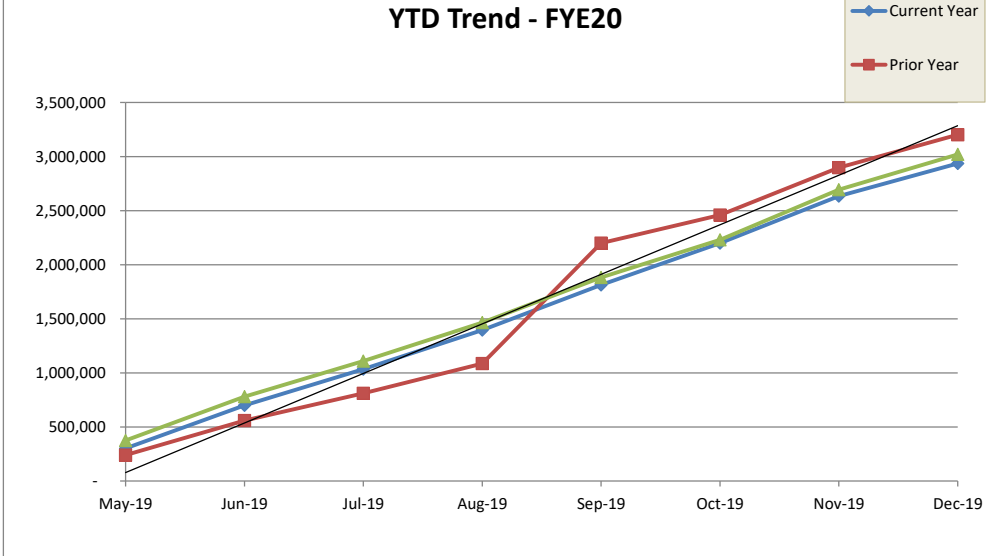
# Revenue - General Fund



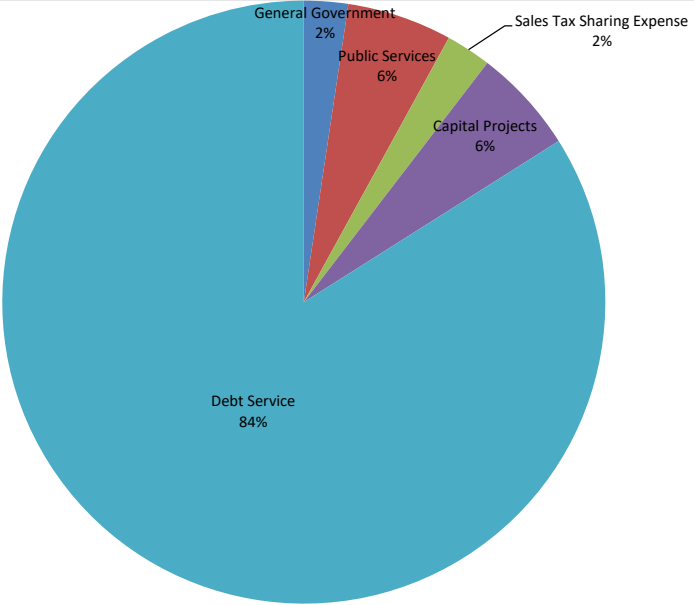
**Monthly Trend**



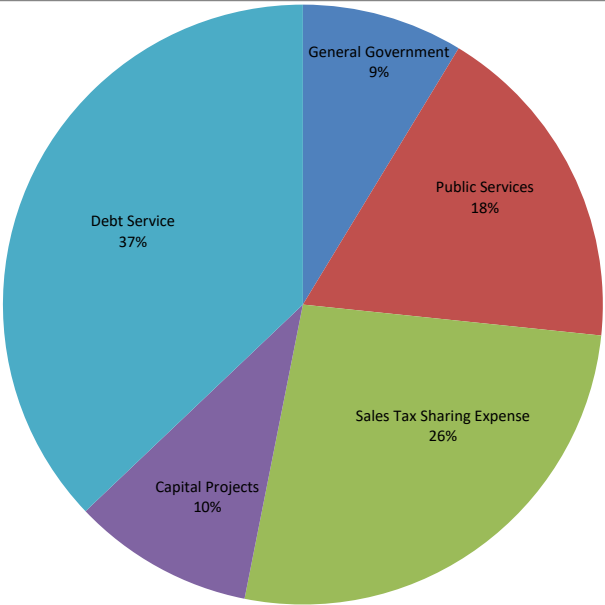
**YTD Trend - FYE20**



# Expense Graph - General Fund

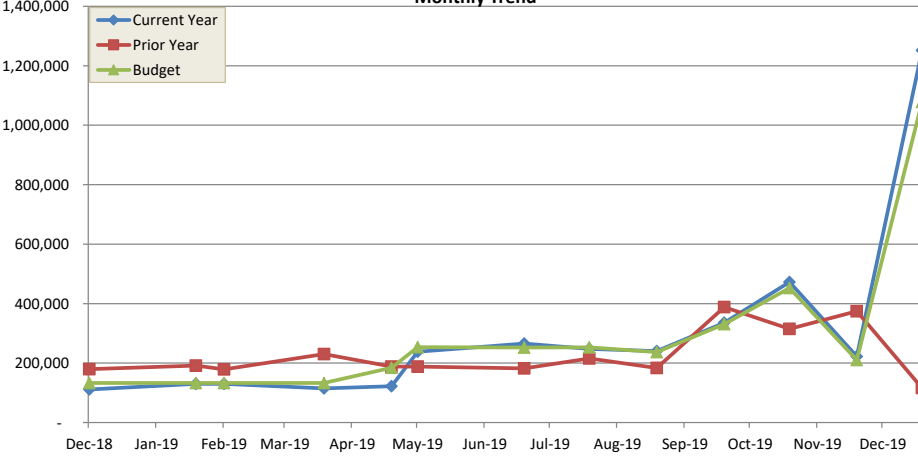


December 2019

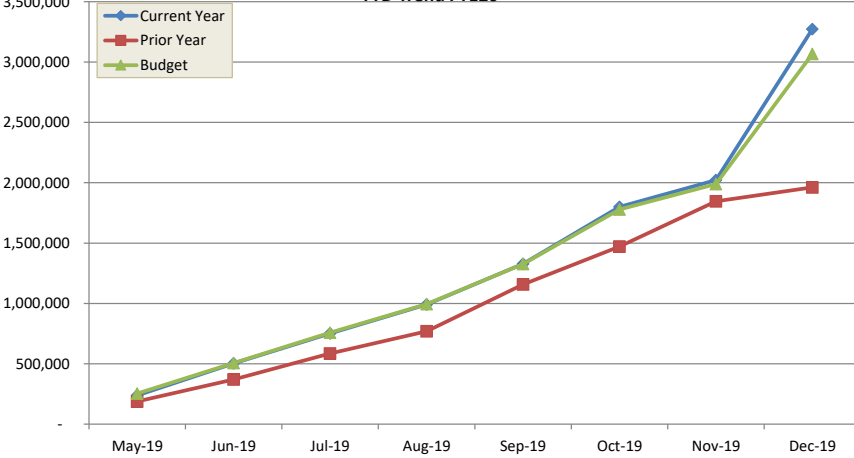


FYE20

Monthly Trend



YTD Trend FYE20



All Other Funds												
	SSA# 3	SSA# 4	SSA# 5	SSA# 7	SSA# 9	SSA# 10	SSA# 11	SSA# 13	SSA#14	SSA# 15	Motor Fuel Tax	SSA#2 Debt Service
<b>ASSETS</b>												
Current Assets												
Checking/Savings												
Held by Trustee												
Illinois Funds - U.S. Bank												
Northern Trust												
	(395,535)	70,928	46,607	79,626	72,130	(1,834)	9,067	3,108	14,739	(587,187)	91,427	2,000
Total Checking/Savings	(395,535)	70,928	46,607	79,626	72,130	(1,834)	9,067	3,108	14,739	(587,187)	91,427	2,000
Total Current Assets	(395,535)	70,928	46,607	79,626	72,130	(1,834)	9,067	3,108	14,739	(587,187)	91,427	2,000
<b>TOTAL ASSETS</b>	<b>(395,535)</b>	<b>70,928</b>	<b>46,607</b>	<b>79,626</b>	<b>72,130</b>	<b>(1,834)</b>	<b>9,067</b>	<b>3,108</b>	<b>14,739</b>	<b>(587,187)</b>	<b>91,427</b>	<b>2,000</b>
<b>LIABILITIES &amp; EQUITY</b>												
Liabilities												
Long Term Liabilities - Debt												
Total Liabilities	-	-	-	-	-	-	-	-	-	-	-	-
Fund Balances												
Reserved for Debt Service												
Reserved/Designated												
	(395,535)	70,928	46,607	79,626	72,130	(1,834)	9,067	3,108	14,739	(587,187)	91,427	2,000
Unreserved and Undesignated												
Total Fund Balance	(395,535)	70,928	46,607	79,626	72,130	(1,834)	9,067	3,108	14,739	(587,187)	91,427	2,000
<b>TOTAL LIABILITIES &amp; EQUITY</b>	<b>(395,535)</b>	<b>70,928</b>	<b>46,607</b>	<b>79,626</b>	<b>72,130</b>	<b>(1,834)</b>	<b>9,067</b>	<b>3,108</b>	<b>14,739</b>	<b>587,187</b>	<b>91,427</b>	<b>2,000</b>

1-Jan-20	SSA# 3	SSA# 4	SSA# 5	SSA# 7	SSA# 9	SSA# 10	SSA# 11	SSA# 13	SSA#14	SSA#15	Motor Fuel Tax	SSA#2 Debt Service
<b>Beginning Balance</b>	(391,907)	71,154	46,607	81,406	70,778	(1,834)	9,067	2,991	14,676	(587,187)	89,249	158,314
<b>Revenue</b>												
Property Tax					1,352			117	63			
MFT Allotments											2,041	
Bond Proceeds												
Interest Income											137	1
<b>Total Revenue</b>	-	-	-	-	1,352	-	-	117	63	-	2,178	1
<b>Expenditures</b>												
Building Permit Services												
Engineering Services	143											
Miscellaneous												156,315
Professional Fees												
Legal												
Tree Maintenance												
Road & Bridge Maintenance	468											
Police & Security	8											
Snow & Ice Control	2,791			1,780								
Contractual Maintenance		226										
Traffic Control	218											
Capital Expenditures												
Bank Fees												
Transfers in/(out)												
Bond Issue Principal												
Bond Issue Interest												
<b>Total Expenditures</b>	3,628	226	-	1,780	-	-	-	-	-	-	-	156,315
<b>Reserve</b>	(395,535)	70,928	46,607	79,626	72,130	(1,834)	9,067	3,108	14,739	(587,187)	91,427	2,000

*Notes*

- SSA #2 - Debt Service for the Woodland Falls Improvements
- SSA #2 - Capital Project - the remaining proceeds from the Woodland Falls bond issue
- SSA #3 - ongoing maintenance of the Woodland Falls Improvements
- SSA #4 - ongoing maintenance of the Oasis Business Park Sewer Improvements
- SSA #5 - ongoing maintenance of the Oasis Business Park Road Improvements
- SSA #7 - ongoing maintenance of the Riverside Preserve Improvements
- SSA #9 - ongoing maintenance of the Deerpath Farms Improvements
- SSA #10 - Nektosha Way
- SSA #11 - Nektosha Way Maintenance
- SSA #13 - Hamilton Estate Tree Planting
- SSA #14 - Hamilton Estate Tree Maint
- SSA #15 - Water Main Extension

	actual May 19	actual June 19	actual July 19	actual August 19	actual September 19	actual October 19	actual November 19	actual December 19
<b>Income</b>								
Hotel Tax	46,008	51,295	58,832	58,103	61,925	53,501	61,158	45,021
Illinois Income Tax	10,984	3,430	5,130	3,677	3,255	5,807	3,790	3,581
Illinois Use Tax	1,321	1,502	1,421	1,428	1,451	1,492	1,429	1,601
Personal Property Replacement Tax	49	0	29	0	0	53	0	8
Property Tax	1,308	65,544	2,808	2,418	60,539	0	464	723
Real Estate Transfer Tax	0	4,500	2,362	0	7,500	7,750	0	2,375
Road & Bridge Tax Share	393	16,610	867	626	15,351	1,132	131	229
Sales Tax-Grainger	78,770	70,427	77,090	78,651	67,691	77,702	79,783	70,246
Sales Tax- Oasis	23,250	23,972	31,246	37,448	38,296	40,331	35,935	33,791
Sales Tax- Other	104,608	127,243	119,398	138,503	135,070	132,033	221,070	123,735
Telecommunications Tax	8,561	12,080	7,879	8,830	8,100	12,257	11,212	8,033
Building Permits & Inspections	11,365	376	12,778	13,765	4,300	42,148	5,669	0
Cable Franchise Fees	0	0	0	2,226	0	0	2,277	0
Liquor License Fees	0	6,000	0	0	0	0	0	0
Zoning & Miscellaneous Permit Fees	0	0	0	0	0	0	0	0
Circuit Court Fines & Fees	507	179	661	177	0	269	81	426
Investment Income	14,606	13,896	15,186	14,287	13,398	12,951	11,825	11,378
Miscellaneous Revenue	0	0	0	950	0	0	0	0
<b>Total Income</b>	<b>301,730</b>	<b>397,054</b>	<b>335,686</b>	<b>361,089</b>	<b>416,876</b>	<b>387,426</b>	<b>434,824</b>	<b>301,149</b>
<b>Expense</b>								
Auditing	0	3,500	16,000	4,050	3,500	0	0	0
Bank Fees	0	475	0	389	9	-99	115	186
Consultants	513	741	637	3,502	1,372	1,266	2,243	938
Dues & Subscriptions	0	0	0	0	0	415	0	0
Financial & Accounting Services	3,777	3,777	3,777	3,777	3,777	3,777	3,777	3,890
Insurance and Bonds	981	981	981	981	981	981	994	994
Legal Expenses	11,074	10,451	7,478	9,639	8,913	11,094	10,393	13,006
Maps & Surveys	0	0	0	0	0	0	0	0
Miscellaneous Expenditures	278	687	177	132	140	264	248	90
Office Supplies	108	563	515	-245	205	575	260	0
Planning Consultants	7,580	6,480	540	5,688	0	5,579	0	0
Postage & Copying	0	0	0	0	0	0	0	0
Printing & Publishing	219	267	0	495	115	0	99	0
Recording Fees	0	25	0	50	0	0	0	0
Telephone	63	212	212	212	212	212	212	215
Village Administrator	5,417	5,417	5,417	5,417	5,417	5,417	5,417	5,667
Village Clerk	2,421	3,296	4,862	3,120	3,462	3,212	4,744	3,022
Village Office & Meeting Space	1,376	1,376	1,376	1,676	1,396	1,796	1,867	1,625
Building Services	10,000	10,000	10,000	10,000	10,000	10,000	42,000	37,606
Building Permit Services	360	1,957	1,409	4,610	2,937	1,933	2,463	413
Building Permit Services Reimb	0	0	0	0	0	0	0	0
Disposal Services	4,887	4,887	4,887	4,887	4,887	4,887	4,887	4,887
Engineering Services	9,185	11,149	9,727	7,392	9,284	16,063	6,308	4,754
Engineering Services Reimb	0	0	0	0	0	0	0	0
Mosquito Control	2,368	6,208	10,048	3,840	3,840	0	0	0
Police & Security	15,884	13,540	14,281	13,943	14,297	14,014	14,149	14,682
Road & Bridge Maintenance	3,457	18,247	12,131	14,200	13,000	13,273	3,800	1,516
Snow & Ice Control	0	0	0	0	0	0	348	6,512
Special Events	0	1,439	0	344	0	0	0	0
Village Property & Maintenance	0	16,239	2,130	7,424	1,439	19,189	1,719	0
Water Engineering/Maintenance	7,146	0	7,683	0	16,135	0	0	0
Hotel Tax Sharing	13,802	15,388	17,649	17,431	18,578	16,050	18,347	13,506
Property Tax Sharing	100,000	100,000	100,000	100,000	100,000	100,000	0	0
Sales Tax Sharing -Lake Forest	11,625	11,986	15,623	18,724	19,148	20,166	17,968	16,895
Sales Tax Reserved - Grainger	0	0	0	0	67,691	77,702	79,783	70,246
Capital Projects	0	12,706	0	0	25,000	0	0	0
Debt Service	19,503	0	0	0	0	144,503	0	1,051,038
<b>Total Expense</b>	<b>232,024</b>	<b>261,994</b>	<b>247,540</b>	<b>241,678</b>	<b>335,735</b>	<b>472,269</b>	<b>222,141</b>	<b>1,251,689</b>
<b>Net from Operations</b>	<b>69,707</b>	<b>135,060</b>	<b>88,147</b>	<b>119,411</b>	<b>81,141</b>	<b>-84,843</b>	<b>212,683</b>	<b>-950,540</b>

Pre Approved  
December 2019

Name	Account	Description	
Lake Forest Trust and Bank			
AT&T	Contract Maintenance	SSA#4 Lift Station	113.67
Comcast Business	Telephone	Telephone - Internet	149.84
Northern Trust Credit Card			
	Village Office & Meeting Space	Life Storage Rentals	796.00
	Consultant & Outside Services	Email Service	160.00
Total Northern Trust Credit Card			956.00
Total Pre Approved Lake Forest Bank & Trust			1,219.51
Grand Total Pre Approved			1,219.51

Unpaid Bills Detail  
as of January 17, 2020

Name	Account	Description	
Abbie Inc,	Miscellaneous	SSA#2 Refund of unused Levied Fund	101,985.95
Apple Nine Illinois LLC	Miscellaneous	SSA#2 Refund of unused Levied Fund	32,184.93
Amalgamated Bank of Chicago	Debt Service	GO Bond 2011	1,051,037.52
B&F Construction Code Services, Inc	Building Permit Services	Project 18248 Yu Shen residence	2,412.20
Bob Irvin Consulting, LLC	Village Administrator	Administrator Services	5,666.66
	Miscellaneous	Telephone & Internet	65.11
	Miscellaneous	Mileage & Other	28.42
Total Bob Irvin Consulting, LLC			<u>5,760.19</u>
Camiros, LTD	Planning Consultants	Zoning Ordinance Rewrite November accrual	6,615.00
Com Ed	SSA#3	SSA#3 Traffic Control #9018	8.31
	SSA#3	SSA#3 Street Light #6026	217.75
	Contract Maintenance	SSA#4 Sewer Maint #1048	112.43
	Police & Security	GF-Street Lighting #3008	13.41
	Police & Security	GF-Street Lighting #2015	115.98
Total ComEd			<u>467.88</u>
Cynthia A. Pavesich & Associates	Consultants and Outside Services	Reporter Appearance	330.00
Dell-MT Prospect South	Miscellaneous	SSA#2 Refund of unused Levied Fund	21,984.24
Forest Builders, Inc	Road & Bridge Maintenance	Trail Maintenance	467.50
	Road & Bridge Maintenance	Signs	1,516.46
	Snow & Ice Control	Plowing	5,385.00
	Snow & Ice Control	Salting	778.49
	Snow & Ice Control	SSA# 7 Plowing	1,630.00
	Snow & Ice Control	SSA# 7 Salting	150.00
	Snow & Ice Control	SSA# 3 Plowing	2,308.00
	Snow & Ice Control	SSA# 3 Salting	333.75
Total Forest Builders, Inc			<u>12,569.20</u>
Gallo Sandy	Miscellaneous	Mileage - December	38.86
GOVTEMPUSA, LLC	Village Clerk	Clerk Services December	2,909.66
Haapanen Brothers	Printing & Publishing	Business cards - Pam Sheldon	111.88
Hilton Garden Inn	Village Meeting & Storage	Room Rental November accrual	1,000.00
	Village Meeting & Storage	Room Rental December	900.00
Total Hilton Garden Inn			<u>1,900.00</u>
Howe Security	Police & Security	Mettawa Patrol - Includes gas and truck cost	8,132.43
Illinois Counties Risk Management Trust	Legal Expense	Deductible for - Tom Lys liability claim paid	2,500.00
James Anderson Company	Engineering Services	16550 General Engineering	2,893.80
	Engineering Services	18112 Code Violations	1,860.30
	Engineering Services	16546 SSA#3	143.00
	Building Services	16656 Building Permit Services	37,606.11
	Building Services - Permits	18504 Grainger Interior Remodeling	119.60
	Building Services - Permits	18637 Hirata coach house	149.50
	Building Services - Permits	18611 Chicken Permits	144.30
Total James Anderson Company			<u>42,916.61</u>

Unpaid Bills Detail  
as of January 17, 2020

Name	Account	Description	
Klein, Thorpe and Jenkins, Ltd.	Legal Expenses	General Zoning Matters - December	946.00
	Legal Expenses	General Matters - December	1,732.40
	Legal Expenses	Retainer December	6,500.00
	Legal Expenses	St Basil Church Zoning	86.00
	Legal Expenses	Hirata 27555 N Penny Lane SU	1,242.00
Total Klein, Thorpe and Jenkins, Ltd.			<u>10,506.40</u>
Lakes Disposal Services	Disposal Service	Disposal Service	4,886.95
O'Mary Dorothy	Financial & Accounting Services	Financial & Accounting	3,890.00
	Miscellaneous	Mileage	22.85
Total O'Mary Dorothy			<u>3,912.85</u>
Rydin	Miscellaneous	Real Estate Transfer Stamps	268.12
Sheriff's Office	Police & Security	Contract Police Service December	6,419.68
Sieпка Joe	Consultants & Outside Services	Website Support	211.25
SSG Services	Consultants & Outside Services	Computer Maintenance December	236.25
Total Accounts Payable			<u>1,320,298.05</u>
Pre Approved Accounts Payable			<u>1,219.51</u>
Total Approval			<u><u>1,321,517.56</u></u>



## Year to Date Payments

Name	FY 2020	Amount
Amalgamated Bank of Chicago		164,481.26
American Legal Publishing		3,174.90
AT&T		954.90
B&F Construction Code Services,Inc		11,898.34
Blackboard Connect, Inc		1,627.54
Bob Irvin Consulting,LLC		45,024.17
Camiros, LTD		26,946.25
City of Lake Forest		127,292.49
Clarke Environmental Mosquito Control		26,304.00
ComEd		3,311.01
Comcast Business		1,322.07
Costco Wholesale Corporation		900.00
Curb Cutters, Inc		1,480.00
Cynthia A Pavesich & Associates		1,585.10
Daily Herald		516.35
Deerpath Farm Homeowner's Association		16,486.00
DeMarr Sealcoating, Inc		4,960.75
Deluxe Printing		299.00
Dunlap Tree Service		35,275.00
Forest Builders		93,722.93
Gallo Sandy		490.52
Gardner Phillips		3,600.00
Gewalt Hamilton Associates, Inc		69.00
GOVTEMPUSA, LLC		29,542.85
Heartstone Design Group, Inc		4,500.00
Hilton Garden Inn		5,300.00
Howe Security		59,924.35
ICRMT		11,928.00
IDOT		2,049.75
Illinois Municipal League		150.00
ILM		7,740.00
International Code Council, Inc		135.00
James Anderson Company		209,242.90
Jones Covey Group		4,500.00
Klein, Thorpe and Jenkins,Ltd.		83,682.14
Lake County Clerk		75.00
Lake County Tax Collector		292.80
Lakes Disposal Services		39,095.60
Lake Forest Bank		560.63
Lucas Landscape and Design		700.00
MaRous & Company		3,000.00
Metropolitan Mayors Caucus		130.00
Northern Trust Credit Card		14,085.50
O'Mary Dorothy		30,396.16
PePe's Party Rental		1,130.00
Perfect Cut Tree Services		17,750.00
Premier Paving, Inc		1,800.00
Peter Baker		2,767.00
Poul's Nursery		29,000.00
RA Mancini, Inc		12,705.50
Robert Irvin		500.00
Sheriff's Office		39,935.02
Sikich, LLP		27,050.00
Siepka Joe		1,426.25
SSG Services		1,588.75
Staples Credit Plan		1,856.67
Teska Associates,Inc.		100.00
TrueGreen Commercial		2,935.50
V3 Construction Group LTD		17,200.00
White Lodging Service Corp.		184,323.82

Total

1,420,820.77

**Property Tax Rebate  
2019**

ADI	Kenan & Renda	2,418.49	LAPINS/SHELDON	Ron/Pam	5,306.93	VANSELOW	Rick	2,261.87
ADI	Morry & Renda	2,556.08	LAVELLE	John & Andrea	5,011.41	VIGLIONE	Josephine	4,330.88
AHMAD	Manzoor & Rozina	2,514.44	LEAHY	Catherine	5,574.34	WEILAND	Amy Sue	3,317.13
ANDERSON	Mary Jane	5,541.44	LEONARD	Elizabeth	4,342.00	WICKUM	Craig	3,014.43
ARMSTRONG	Carol	1,384.04	LICCIONI	Roland	2,956.53	WILLIAMSON/WRIGHT	Thomas/Andrea	2,465.15
ARNOLD	Charles & Kate	4,215.66	LIN/ZHANG	Tao/Huiqun	3,196.89	WITTEN	Matt & Kourtney	2,193.91
ATTAR	Adnan & Sana	6,511.03	LIPHARDT	Peter & Laura	1,358.32	WOODRUFF	Sangston & Carey	3,841.77
BAEZ	Stephen & Wha-Soon	1,722.99	LYONS	Adam & Gail	1,604.67	YOUNG	David	3,055.47
BAIG	Mirza & Sabahath	2,542.80	LYS	Thomas & Franziska	9,222.29	ZAMOLO	Fabrice & Marguerite	5,545.98
BECK	Herbert & Juliann	3,356.38	MACLEAN	Bary	11,792.12	ZHOU/JIANG	Liangfu/Yuan	2,525.81
BERBAS GINAKAKIS	Juliane	3,532.37	MAIER	John	2,923.38			
BOHM	Denis & Roberta	2,535.38	MAISEL/COHEN TRIPOLI	Richard/Terre	1,479.04			
BOLLHOFFER	Roy	1,456.43	MANCUSO	Richard & Shelley	5,928.60			
BOULIERIS	Angelo & Catherine	1,873.51	MARCINIAK	Margaret	3,956.75			
BRADLEY	John & Cathy	2,893.35	MATSUNAGA	Douglas & Barbara	10,801.83			
BRADY	Michael & Lisa	6,670.40	MCCARTHY	Sean & Cathy	6,766.47			
BRESLOW	Clifford	2,611.83	MCCOLE	William & Jeanine	2,191.88			
BUELL	Brad	2,215.33	MEHTA	Parimal & Mansi	2,264.26			
BUSH	David & Heather	4,562.87	MELUSO	Mark & Victoria	2,867.63			
BUSSCHER	Robert	6,325.70	MENDINO	Joseph	4,371.44			
BYRNE	Janice & Dominic	2,843.70	MILLAR	Tom & Martha	4,106.66			
CAHILL	John & Sarabess	4,158.35	MONS	Allen	4,906.72			
CHAINSКИ	Margaret	4,003.17	MURPHY	Christopher & Catherine	5,103.78			
CHUDY	Matthew & Michelle	5,585.59	NELSON	Catherine	2,957.48			
CLARK	Jeffery & Gwen	2,985.96	NEWBERG	Donald	3,999.46			
CLATCH	Laura	3,478.17	NICHOLAS	Monica	4,451.36			
COHN	Andrew	3,176.91	NITISS/CARRUTHERS	Joseph/Karen	1,464.80			
COLE	Bob & Elaine	4,786.72	OBERMAN	Michael & Margo	11,077.49			
COLLINS	Christine	5,500.40	OLESEN	Martin & Shelly	2,939.06			
COOK	Richard & Martina	1,807.58	ORLANDO	Pompei & Lucia	4,462.49			
CORK	Patricia	5,742.20	PAPANOS/ZIAMPARAS	Nicholas/Ilioula	2,649.40			
DANFORTH	Chad & Janet	2,615.90	PARK	Chung	4,712.30			
DETERS	Gary & Susan	2,614.34	PELECH	Michael & Debra	2,933.19			
DODD	Michael & Carrie	2,403.53	PETRE	Cornel & Magdalena	2,845.74			
DONATO	Anthony & Patricia	3,510.84	PHILLIPS	Frederick	3,609.42			
DONATO	Ronald & Carmella	1,974.97	PICKELL	Orren & Tina	6,565.47			
DREIFUSS	David & Juli	3,146.88	PINK	Ronald	5,878.00			
FALBE	Lawrence	2,427.70	PISCITELLO	Christopher	5,095.76			
FANTUS	Richard & Pamela	5,595.87	POVZNER	Leonid	2,692.71			
FARMER	Tim & Amy	2,412.50	PRICE	Robert	4,081.18			
FIOCCHI	John	4,814.48	QUETSCHKE/STRECKERT	Paul/Mary Ellen	3,465.97			
FIORE	Rocco & Paula	4,268.54	RAY	Jess & Marcia	3,954.60			
FORREST	Jason & Amy	2,495.42	RITSOS	Peter	2,872.66			
GERHARDT	Armin	6,502.06	ROBERTSON	Jacqueline	2,839.87			
GOBEYN	Barrett & Gina	2,078.94	ROJAS	Arturo & Maria	7,581.25			
GOORIS	Daniel & Leslie	1,628.24	ROTH	Diane	2,611.83			
GRAY	Keith	3,337.35	RUPPE/KOZIMOR	Michael/Renee	3,664.46			
GREENHILL	Charles	7,706.52	SAMARAS	Ashley & Peter	3,109.79			
HALKOVICH	Robert & Janice	2,058.36	SCHLITCHT	Lutz & Claudia	3,457.36			
HAN	Dong & Chung	3,691.86	SCHMIDT	Stevie	7,983.73			
HANSEN	William	3,406.15	SHAFFER/PETERS	Dean/Linda	9,601.32			
HEINZ	Thomas & Ann	2,482.97	SMOLIC	Svebor & Stephanie	4,359.35			
HEYTOW	Mitzi	6,794.35	SPIGLANIN/VIGLIONE	Robert/Ninette	3,954.72			
HOLLAR	Robert	3,310.91	STANLEY	James & Dianne	4,818.55			
HOWATT	James & Kimberly	6,746.49	STARR	Jerome & Sherry	3,267.96			
IMMERMAN	Amy	1,349.94	STARR	Lucas	1,998.06			
JACOB	Mark & Ann Shorrock	5,306.93	STEPHENSON	Juliet	3,081.55			
JOSEPH	Carolanne	7,950.35	STOKOVICH	Debra	8,220.15			
JUHREND	Bernice	4,125.09	SWIFT	Mary & John	4,746.64			
KALLISON	Corey & Danielle	2,635.28	TAN	Jack	2,736.02			
KAPLAN	Howard & Ricki	7,506.59	TAVAKOLI	Hassan & Margarita	3,021.85			
KLASSMAN	Cynthia & Brian	4,462.13	TINDALL	Adrienne	6,499.07			
KOFFEL	John	8,961.94	TOLSTIK/EIG	Oleg/Dina	2,212.94			
KRUGLICK	Dorothy	6,216.59	TOWNE	Tim	2,046.27			
KRUSINSKI	Catherine	3,800.85	TRELKA	Geraldine	1,513.86			
KURTIS	William	7,200.18	TRENDLER	David	2,480.82			
LAFITA	Joseph & Vaishali	6,357.53	TRULSON	Kathleen	3,710.04			
LANE	Brandon	4,099.25	TURCHINSKY	Dean & Frances	2,896.70			
LANE	Roger & Chris	3,392.27	URLACHER	Casey	1,391.58			
								<b>\$ 600,000.00</b>