

VILLAGE OF METTAWA, ILLINOIS



FY 2021-22 BUDGET & CAPITAL IMPROVEMENT PROGRAM

Approved: April 20, 2021

Village of Mettawa - FY 2021-22 Budget

General Fund

Revenues	Actual 2018-19	Actual 2019-20	Budget 2020-21	Estimated 2020-21	Proposed 2021-22
Taxes					
Hotel Tax	604,582	532,128	575,000	135,000	200,000
Illinois Cannabis Excise Tax	-	-	500	400	450
Illinois Charitable Games Tax	-	-	-	1,400	500
Illinois Income Tax	52,931	59,286	62,000	55,000	57,800
Illinois Use Tax	18,257	19,666	18,000	18,100	23,000
Personal Property Replacement Tax	1,045	1,393	1,300	500	1,150
Property Tax	134,712	134,664	135,000	134,500	135,000
Real Estate Transfer Tax	806,665	34,652	30,000	50,100	40,000
Road & Bridge Tax	30,047	34,480	35,000	36,500	36,500
Sales Tax - Grainger	536,559	914,073	925,000	910,000	910,000
Sales Tax - Oasis	403,168	354,478	370,000	220,000	280,000
Sales Tax - Other	1,726,202	1,700,117	1,700,000	1,750,000	1,780,000
Telecommunications Tax	107,556	140,606	118,000	140,000	140,000
	4,421,724	3,925,543	3,969,800	3,451,500	3,604,400
Licenses & Fees					
Building Permits & Inspections	122,872	139,611	150,000	205,000	200,000
Cable Franchise Fees	8,611	9,166	9,000	9,000	9,000
Liquor License Fees	6,050	6,050	6,000	6,000	6,000
Zoning & Miscellaneous Permit Fees	8,851	12,300	10,000	5,000	10,000
	146,384	167,127	175,000	225,000	225,000
Fines & Forfeitures					
Circuit Court Fines & Fees	10,292	2,561	5,000	1,500	1,500
	10,292	2,561	5,000	1,500	1,500
Miscellaneous Revenue					
Investment Income	138,861	141,444	150,000	15,000	15,000
Loan Funds	-	-	2,250,000	-	2,000,000
Miscellaneous Revenue	4,518	950	5,000	45,000	45,000
	143,379	142,394	2,405,000	60,000	2,060,000
Total	4,721,779	4,237,625	6,554,800	3,738,000	5,890,900

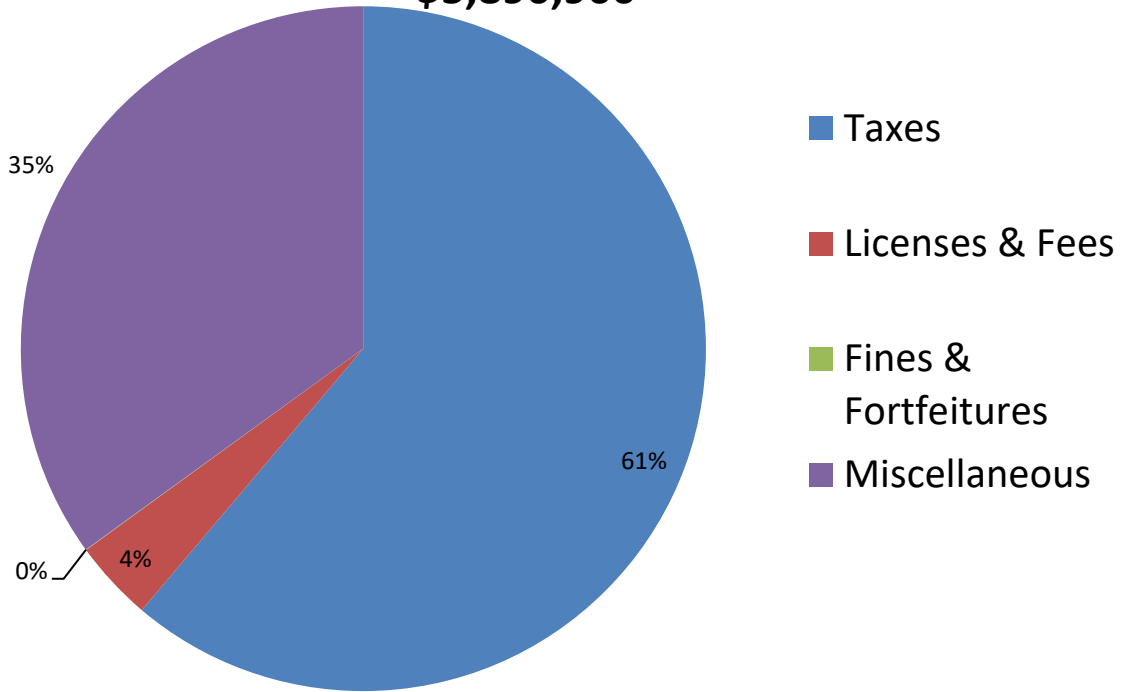
Village of Mettawa - FY 2021-22 Budget

General Fund

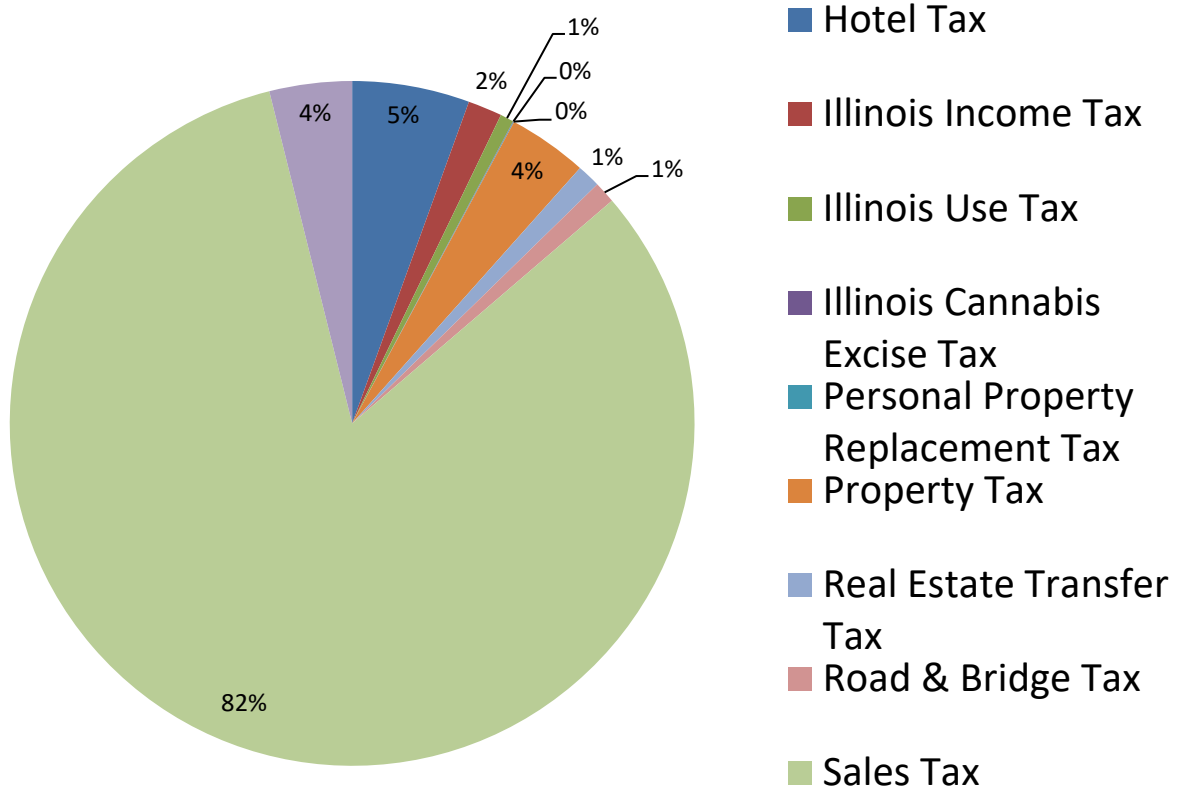
Expenses	Actual 2018-19	Actual 2019-20	Budget 2020-21	Estimated 2020-21	Proposed 2021-22
General Government					
Auditing	26,450	27,050	27,500	27,250	28,500
Bank Fees	796	1,950	1,200	3,100	3,000
Consultants & Outside Services	5,493	16,087	14,000	13,800	22,000
Dues & Subscriptions	1,156	1,156	1,100	1,100	1,100
Financial & Accounting Services	44,440	45,660	46,000	46,700	47,000
Insurance & Bonds	11,710	11,950	12,000	12,150	12,500
Legal Expenses	138,101	114,489	120,000	174,000	168,000
Maps & Surveys	100	-	1,000	-	500
Miscellaneous Expenses	4,051	2,994	7,500	3,500	7,000
Office Supplies	2,870	4,339	4,000	3,400	4,000
Planning Consultants	23,885	34,101	5,000	-	5,000
Postage & Copying	234	-	500	500	500
Printing & Publishing	4,171	1,902	3,000	5,000	3,500
Recording Fees	331	75	500	150	300
Telephone & Internet	2,565	2,552	2,500	3,200	3,200
Village Administrator	68,500	66,250	66,500	66,500	67,000
Village Clerk	39,945	44,384	42,500	44,500	42,000
Village Office & Meeting Space	20,666	18,071	22,400	11,900	21,000
	395,464	393,010	377,200	416,750	436,100
Public Services					
Building Services	164,000	179,606	180,000	190,000	190,000
Building Permit Services	11,842	42,099	25,000	34,000	25,000
Disposal Services	58,166	58,643	59,000	59,500	60,000
Engineering Services	133,304	101,824	100,000	122,000	150,000
Mosquito Control	21,936	26,304	27,000	26,700	27,000
Police & Security	154,066	160,827	176,000	168,000	170,000
Road & Bridge Maintenance	89,458	142,130	184,000	111,200	122,000
Snow & Ice Control	34,541	33,269	30,500	36,500	29,500
Special Events	7,499	5,351	6,000	-	6,000
Village Property & Maintenance	51,549	83,004	112,000	111,700	170,000
Water Engineering & Maintenance	1,905	-	2,500	250	2,500
	728,266	833,057	902,000	859,850	952,000
Revenue Sharing					
Hotel Tax Sharing	181,388	159,638	172,500	40,500	60,000
Property Tax Sharing	500,000	600,000	600,000	600,000	750,000
Sales Tax Sharing	200,585	177,239	185,000	120,000	140,000
	881,973	936,877	957,500	760,500	950,000
Capital Projects					
Land Acquisition	-	-	5,700,000	-	5,700,000
Capital Projects	127,055	-	-	88,000	-
	127,055	-	5,700,000	88,000	5,700,000
Capital Debt					
Debt Service	161,886	1,215,044	600,000	-	685,000
	161,886	1,215,044	600,000	-	685,000
Total	2,294,644	3,377,988	8,536,700	2,125,100	8,723,100
Surplus - (Deficit-Use of Reserves)	2,151,265	859,637	(1,981,900)	1,612,900	(2,832,200)

Village of Mettawa - FY 2021-22 Budget
General Fund

FY 2021-22 General Fund Total Revenues - \$5,890,900

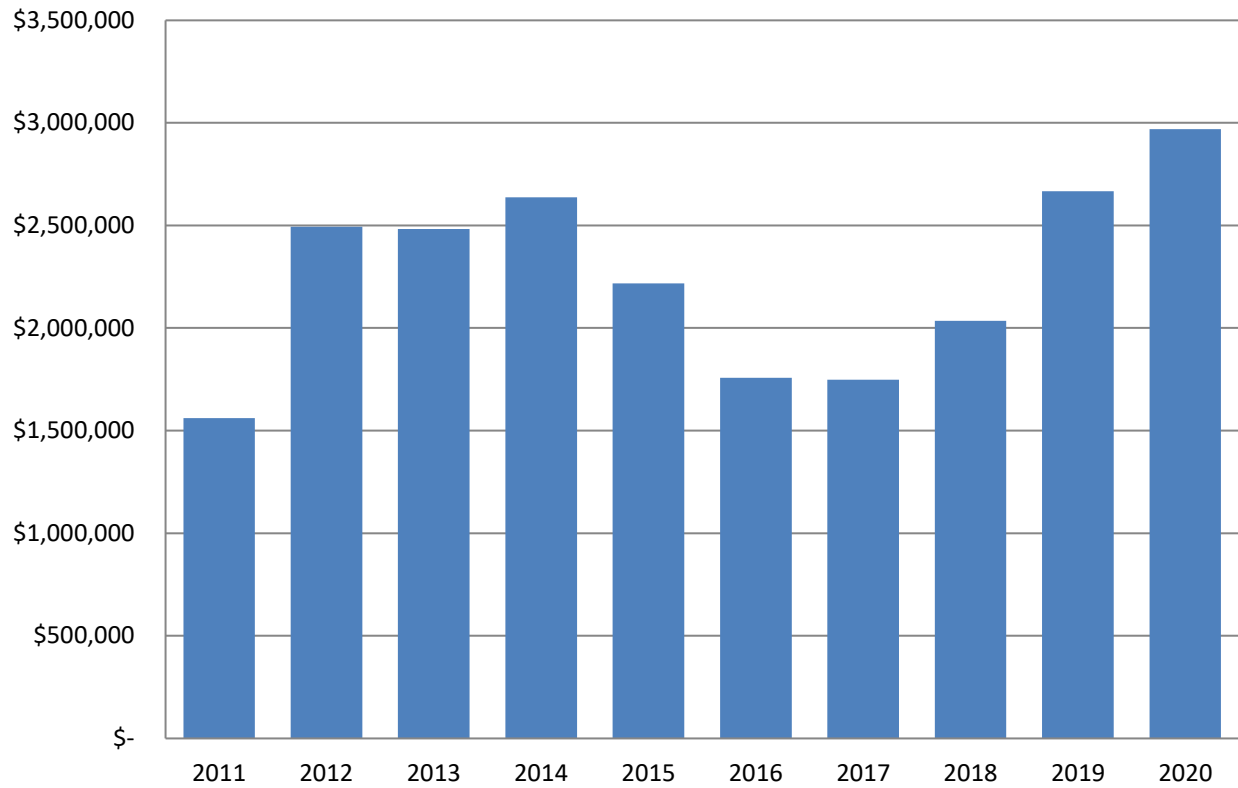


FY 2021-22 General Fund Taxes - \$3,604,400

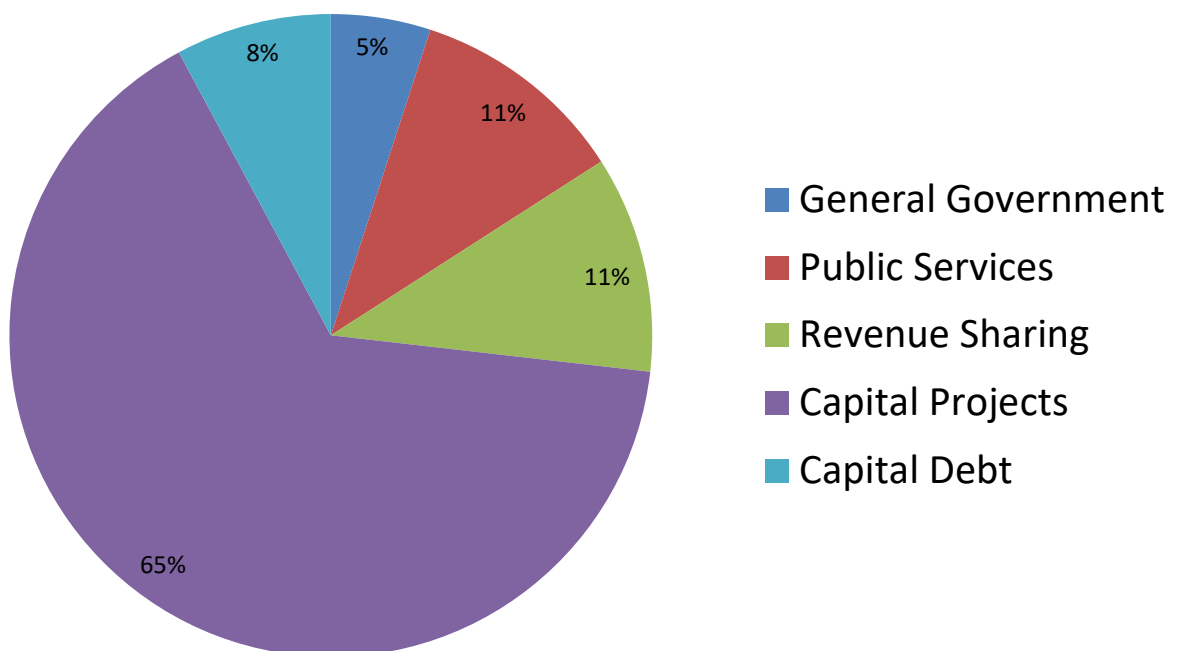


Village of Mettawa - FY 2021-22 Budget
General Fund

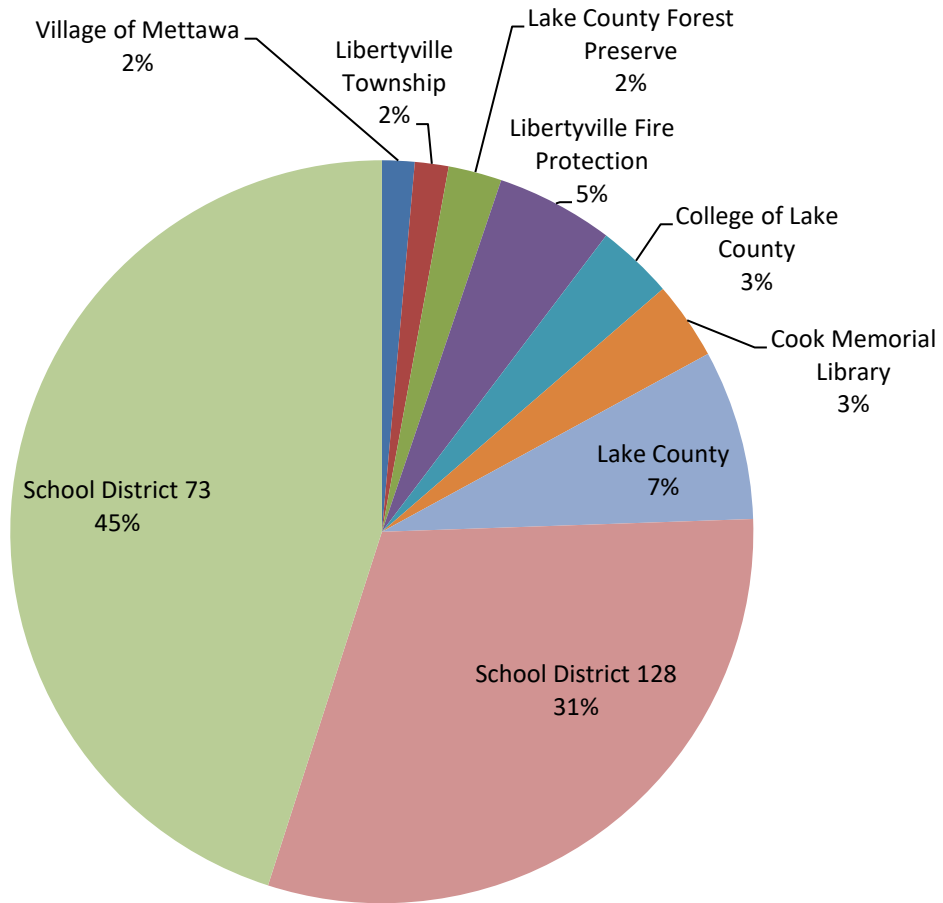
Sales Tax History - Fiscal Year



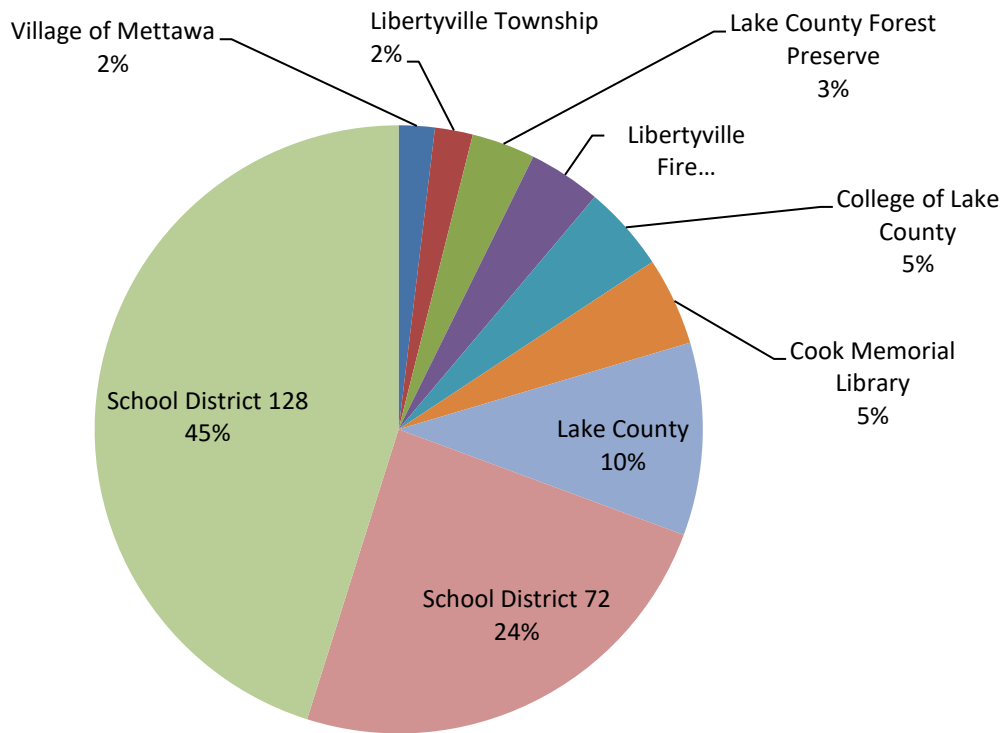
FY 2021-22 General Fund Expenses - \$8,723,100



**Village of Mettawa - FY 2021-22 Budget
General Fund**



2019 Property Tax Distribution



2019 Property Tax Distribution

Village of Mettawa - FY 2021-22 Budget
Motor Fuel Tax Fund and Rebuild Illinois Fund

Revenues	Actual 2018-19	Actual 2019-20	Budget 2020-21	Estimated 2020-21	Proposed 2021-22
Taxes					
Motor Fuel Tax	15,068	20,360	20,000	20,000	19,500
Investment Income	1,594	1,686	1,200	200	200
Total	16,662	22,046	21,200	20,200	19,700
Expenses					
Culverts & Ditches	-	-	-	-	-
Engineering	-	-	-	-	-
Parkway Trimming/Tree Removal	-	-	-	-	-
Road & Bridge Maintenance	-	-	-	-	-
Salt & Deicing Materials	-	-	-	-	-
Snow & Ice Control	-	-	-	-	-
Traffic Control	-	-	-	-	-
Capital Projects	-	-	-	-	-
Total	-	-	-	-	-
Surplus - (Deficit-Use of Reserves)	16,662	22,046	21,200	20,200	19,700

Revenues	Actual 2018-19	Actual 2019-20	Budget 2020-21	Estimated 2020-21	Proposed 2021-22
Taxes					
Rebuild Illinois	-	-	-	12,016	12,016
Investment Income	-	-	-	-	-
Total	-	-	-	12,016	12,016
Expenses					
Culverts & Ditches	-	-	-	-	-
Engineering	-	-	-	-	-
Parkway Trimming/Tree Removal	-	-	-	-	-
Road & Bridge Maintenance	-	-	-	-	-
Salt & Deicing Materials	-	-	-	-	-
Snow & Ice Control	-	-	-	-	-
Traffic Control	-	-	-	-	-
Capital Projects	-	-	-	-	-
Total	-	-	-	-	-
Surplus - (Deficit-Use of Reserves)	-	-	-	12,016	12,016

Village of Mettawa - FY 2021-22 Budget

Special Service Areas

SSAs	Actual 2018-19	Actual 2019-20	Budget 2020-21	Estimated 2020-21	Proposed 2021-22
SSAs - Special Revenue-Maintenance					
SSA #3 - Woodland Falls Maintenance					
Revenues					
Property Taxes	65,700	66,500	67,800	67,800	69,800
Investment Income	32	51	-	-	-
Total Revenues	65,732	66,551	67,800	67,800	69,800
Expenditures					
Administration	33,502	3,863	3,000	9,000	5,000
Contractual Services	21,774	17,919	25,000	25,000	25,000
Capital Projects	599,178	-	-	-	-
Total Expenditures	654,454	21,782	28,000	34,000	30,000
Surplus - (Deficit-Use of Reserves)	(588,722)	44,769	39,800	33,800	39,800
SSA #4 - Oasis Business Sewer Maint.					
Revenues					
Property Taxes	11,010	10,797	11,000	10,800	11,000
Investment Income	5	6	-	-	-
Total Revenues	11,015	10,803	11,000	10,800	11,000
Expenditures					
Administration	-	905	2,000	500	2,000
Contractual Services	3,893	2,878	5,000	3,000	5,000
Total Expenditures	3,893	3,783	7,000	3,500	7,000
Surplus - (Deficit-Use of Reserves)	7,122	7,020	4,000	7,300	4,000
SSA #5 - Oasis Access Road Maintenance					
Revenues					
Property Taxes	991	969	1,000	1,000	1,000
Investment Income	-	-	-	-	-
Total Revenues	991	969	1,000	1,000	1,000
Expenditures					
Administration	345	-	250	-	250
Contractual Services	1,208	-	750	-	750
Total Expenditures	1,553	-	1,000	-	1,000
Surplus - (Deficit-Use of Reserves)	(562)	969	-	1,000	-
SSA #7 - Riverside Preserve Maintenance					
Revenues					
Property Taxes	4,000	4,000	4,000	4,000	4,000
Investment Income	2	-	-	-	-
Total Revenues	4,002	4,000	4,000	4,000	4,000
Expenditures					
Administration	-	-	-	-	-
Contractual Services	-	10,410	9,000	10,800	10,000
Total Expenditures	-	10,410	9,000	10,800	10,000
Surplus - (Deficit-Use of Reserves)	4,002	(6,410)	(5,000)	(6,800)	(6,000)

Village of Mettawa - FY 2021-22 Budget

Special Service Areas

SSAs	Actual 2018-19	Actual 2019-20	Budget 2020-21	Estimated 2020-21	Proposed 2021-22
SSA #9 - Deerpath Farm Maintenance					
Revenues					
Homeowners Association	-		-	-	-
Property Taxes	28,367	28,369	29,000	28,900	29,000
Investment Income	62	22	-	-	-
Total Revenues	28,429	28,391	29,000	28,900	29,000
Expenditures					
Administration	2,683	8,048	2,000	16,000	7,000
Contractual Services	22,549	23,069	22,000	15,000	20,000
Capital Projects	-	-	-	-	-
Total Expenditures	25,232	31,117	24,000	31,000	27,000
Surplus - (Deficit-Use of Reserves)	3,197	(2,726)	5,000	(2,100)	2,000
SSA #11 Nektosha Way Maintenance					
Revenues					
Property Taxes	4,000	4,000	4,000	4,000	4,000
Investment Income	18	4	-	-	-
Total Revenues	4,018	4,004	4,000	4,000	4,000
Expenditures					
Administration	-	-	-	-	-
Contractual Services	-	-	-	-	-
Total Expenditures	-	-	-	-	-
Surplus - (Deficit-Use of Reserves)	4,018	4,004	4,000	4,000	4,000
SSA #14 - Hamilton Estates Trees Maint.					
Revenues					
Property Taxes	2,200	2,200	2,200	2,200	2,200
Investment Income	-	2	-	-	-
Total Revenues	2,200	2,202	2,200	2,200	2,200
Expenditures					
Administration	-	-	500	-	500
Contractual Services	713	-	2,000	-	2,000
Total Expenditures	713	-	2,500	-	2,500
Surplus - (Deficit-Use of Reserves)	1,487	2,200	(300)	2,200	(300)

Village of Mettawa - FY 2021-22 Budget

Special Service Areas

SSAs	Actual 2018-19	Actual 2019-20	Budget 2020-21	Estimated 2020-21	Proposed 2021-22
SSA #10 Nektosha Way Construction					
Revenues					
Property Taxes	3,500	3,500	3,500	3,500	3,500
Miscellaneous Income	16	3	-	-	-
Total Revenues	3,516	3,503	3,500	3,500	3,500
Expenditures					
Administration	-	-	-	-	-
Capital Outlay	-	-	-	-	-
Total Expenditures	-	-	-	-	-
Surplus - (Deficit-Use of Reserves)	3,516	3,503	3,500	3,500	3,500
SSA #13 - Hamilton Estates Sub. Trees					
Revenues					
Property Taxes	3,744	4,096	3,900	3,900	-
Investment Income	-	3	-	-	-
Total Revenues	3,744	4,099	3,900	3,900	-
Expenditures					
Administration	1,227	-	-	-	7,010
Improvements	-	-	-	-	-
Total Expenditures	1,227	-	-	-	7,010
Surplus - (Deficit-Use of Reserves)	2,517	4,099	3,900	3,900	(7,010)
SSA #15 Water Main Extension					
Revenues					
Property Taxes	46,574	46,609	46,600	46,600	46,600
Investment Income	14	35	-	-	-
Miscellaneous Income	21	-	-	-	-
Total Revenues	46,609	46,644	46,600	46,600	46,600
Expenditures					
Administration	-	-	-	-	-
Capital Outlay	-	-	-	-	-
Debt Service	-	-	-	-	-
Total Expenditures	-	-	-	-	-
Surplus - (Deficit-Use of Reserves)	46,609	46,644	46,600	46,600	46,600
SSAs - Debt Service					
SSA #2 - Woodland Falls Improvements					
Revenues					
Investment Income	695	6	-	-	-
Property Taxes	956,332	-	-	-	-
Total Revenues	957,027	6	-	-	-
Expenditures					
Administration	635	100	-	1,415	-
Interest Payments	81,863	156,315	-	-	-
Principal Payments	865,000	-	-	-	-
Capital Outlay	-	-	-	-	-
Total Expenditures	947,498	156,415	-	1,415	-
Surplus - (Deficit-Use of Reserves)	9,529	(156,409)	-	(1,415)	-

Village of Mettawa - FY 2021-22 Budget
Special Service Areas

SSAs - Special Revenue

SSA #3 - Woodland Falls Subdivision Maintenance

Established in 1998 to maintain and repair water transmission mains, sanitary sewer trunk lines and lift stations(including force mains), storm sewer mains, street, curb, gutter, traffic signal, street lights, stormwater management consisting of detention and/ or retention basins, bicycle and equestrian trails and public sidewalks. Annual taxes shall not exceed \$45,000 with annual CPI increases and it runs through 2098.
Ordinances: #374, #386

SSA #4 - Oasis Business Park Sanitary Sewer Maintenance

Established in 1999 to fund the maintenance of the sanitary sewer system and any Village owned facilities. Annual taxes shall not exceed \$45,000 with annual CPI increases and it runs through 2098.
Ordinances: #404, #405

SSA #5 - Oasis Business Park - East Oasis Service Road Maintenance

Established in 2001 to fund the maintenance, replacement and/or widening of roadway pavement and other right-of-way appurtenances of the commonly referred to as the easterly access road to the Lake Forest Oasis. Annual taxes shall not exceed \$45,000 with annual CPI increases and it runs through 2098.
Ordinance: #441, #468

SSA #7 - Riverside Preserve Subdivision Maintenance

Established in 2004 for the maintenance of public improvements consisting of a path for equestrians, pedestrians and bicyclists, all public rights of way including street pavement, curb and gutter, roadside swales, right of way landscaping, the roadside monument signs, and storm sewer lines, stormwater detention and retention basins and ponds, appurtenances for all of the foregoing to be conveyed to the Village, and maintenance of the surface areas of the property used for accessing all of the foregoing public improvements. Annual taxes shall not exceed \$90,000 with annual CPI increases and it runs through 2104.
Ordinances: #475, #510, #527

SSA #9 - Deerpath Farm Subdivision Maintenance

Established in 2003 for the maintenance (including replacement, when necessary) of storm sewer lines, stormwater detention and/or retention basins, potable water transmission mains, sanitary sewers, streets, including street pavement and curb and gutter, traffic signals and modifications thereto, the equestrian, pedestrian, bicycle trail and appurtenances of all of the foregoing. Annual taxes shall not exceed \$90,000 with annual CPI increases and it runs through 2104.
Ordinances: #499, #512

SSA #11 - Nektosha Way Maintenance

Established in 2010 to fund the maintenance, including replacement of Nektosha Way. Annual taxes shall not exceed \$100,000 with annual CPI increases and it runs through 2113.
Ordinances: #645, #675

SSA #14 - Hamilton Estates Subdivision Trees Maintenance

Established in 2011 to maintain and replace, if necessary the trees and shrubbery planted in SSA #13. Annual taxes shall not exceed \$60,000 with annual CPI increases and the annual estimated cost to maintain is \$5,000. It runs through 2112.
Ordinance: #695, #704

**Village of Mettawa - FY 2021-22 Budget
Special Service Areas**

SSAs - Capital Projects

SSA #10 - Nektosha Way Construction

Established in 2010 to construct a public road and the issuance of bonds not exceeding \$175,000 to fund the construction. Maximum amortization period of 30 years.

Ordinance: #644, #674

SSA #13 - Hamilton Estates Subdivision Trees (Debt retired in FY 2020-21)

Established in 2011 to plant deciduous and non-deciduous trees and shrubbery as a natural sound barrier and/or visual screening of the area from the adjacent I-94. Maximum indebtedness is \$37,500 and amortized a maximum period of 30 years.

Ordinances: #694, #702, #703

SSA #15 - Water Main Extension Project

Established in 2015 to construct water mains near Old School, St. Marys and Little St. Marys Roads and allows water service connections by fifteen (15) residential properties. The project was self funded by the Village and the funds will be reimbursed over a twenty (20) period by the property owners.

Ordinance: #780, #782

SSAs - Debt Service

SSA #2 - Woodland Falls Improvements (Final Payment Made in FY 2018-19)

Established in 1998 to issue bonds in an amount not to exceed \$8 million for improvements that included water transmission mains, sanitary sewer trunk lines and lift stations, (including lift stations), recapture costs paid in order to extend the existing sanitary sewer trunk line and/or the water main from there present terminus, storm sewer mains, street pavement (whether for new streets or the repair and/or replacement of existing streets, curb, gutter, traffic signal modifications, street lights, landscaping adjacent to public rights of way and easements for public utilities, stormwater management consisting of stormwater detention and/or retention basins, wetlands mitigation, bicycle and equisitrian trails, public sidewalks (including carriage walks), and the cost of the procurement of easements for the above. Maximum amortization period of 20 years.

Ordinances: #373, #385, #387, #561

**Village of Mettawa - FY 2021-22 Budget
Revenues and Expenses Details**

Taxes		
Hotel Tax		
White Lodging	200,000	Slow recovery due to COVID-19
Illinois Cannabis Excise Tax		
Illinois Cannabis Excise Tax		
550 x \$.80	450	IML estimate
Illinois Charitable Games Tax		
	500	Estimate
Illinois Income Tax		
550 X \$105.00	57,800	IML estimate
Illinois Use Tax		
550 X \$42.00	23,000	IML estimate
Personal Property Replacement Tax		
Department of Revenue	1,150	IML estimate
Property Tax		
Property Tax Levy	135,000	Same as 2020-21 budget
Real Estate Transfer Tax		
Real Estate Sales	40,000	Average year
Road & Bridge Tax		
Road & Bridge Tax	36,500	Same as 2020-21 estimate
Sales Tax - Grainger		
Grainger	910,000	Same as 2020-21 estimate
Sales Tax - Oasis		
Lake Forest Oasis	280,000	Slow recovery due to COVID-19
Sales Tax - Other		
Other Sales Tax	1,780,000	Same as 2020-21 estimate
Telecommunications Tax		
Telecommunications Tax	140,000	Same as 2020-21 estimate
Licenses & Fees		
Building Permits & Inspections		
Permit Revenue	200,000	Estimated activity
Cable Franchise Fees		
Cable fees	9,000	Estimate based on FY 2020-21
Liquor License Fees		
Liquor License Fees	6,000	Same as 2020-21
Zoning & Miscellaneous Permit Fees		
Application Fees	10,000	Estimated activity
Fines & Forfeitures		
Circuit Court Fines & Fees		
Sheriff's Citations on Contract Only	1,500	Estimate based on FY 2020-21
Miscellaneous Revenue		
Investment Income		
Investment revenue	15,000	Estimate
Loan Funds	2,000,000	Grainger land acquisition loan
Miscellaneous Revenue		
Miscellaneous Revenue	45,000	Com Ed Grant and Stimulus Funds
MFT Revenue		
550 X \$35.50	19,500	IML Estimate
Rebuild Illinois Funds	12,016	Allocation

**Village of Mettawa - FY 2021-22 Budget
Revenues and Expenses Details**

General Government		
Auditing		
Audit Firm	28,500	First year of 3 year contract
Bank Fees	3,000	Average year
Consultants & Outside Services		
Abila software maintenance	1,100	Based on 2020-21 estimate
Computer maintenance	3,000	Based on 2020-21 estimate
JULIE	9,000	Estimate
Newsletter	3,600	Based on agreement
Website & Email Maintenance	5,300	Based on 2020-21 estimate
	22,000	
Lake County Municipal League	800	Same as 2020-21
Metropolitan Mayor's Caucus	130	Same as 2020-21
Illinois Municipal League	150	Same as 2020-21
	1,080	
Financial & Accounting Services		
Dorothy O'Mary	47,000	Same as 2020-21 estimate
Insurance & Bonds		
ICMRT Insurance	12,500	Slight increase from 2020-21
Legal Expenses		
KTJ	168,000	\$14,000 per month estimate
Maps & Surveys		
Village Map Updates	500	Estimate
Miscellaneous Expenses		
Mileage Reimbursement	1,000	Estimate
Conferences/Seminars	1,000	Estimate
Miscellaneous	5,000	Estimate
	7,000	
Office Supplies		
Staples/Office Supplies	4,000	Estimate
Planning Consultants		
Miscellaneous	5,000	Contingency estimate
Postage & Copying		
Postage & Copying	500	Estimate
Printing & Publishing		
Printing & Publishing	3,500	Average estimate
Recording Fees		
Recording Fees	300	Estimate
Telephone		
Telephone & Internet	3,200	Based on 2020-21 estimate
Village Administrator		
Consulting Service	67,000	Same as 2020-21 estimate

**Village of Mettawa - FY 2021-22 Budget
Revenues and Expenses Details**

Village Clerk & Deputy Clerk		
Village Clerk	42,000	Based on new contract
Village Office & Meeting Space		
Hilton Garden Inn/Zoom	11,000	Reduction due to virtual meetings
Lifetime Storage Office	7,000	Same as 2020-21
Lifetime Storage	3,000	Same as 2020-21
	21,000	
Public Services		
Building Services		
Anderson Engineering	190,000	Estimate based on agreement
Building Permit Services		
B&F	25,000	Estimate
Disposal Service		
Lakes Disposal	60,000	Based on agreement extension
Engineering Services		
Anderson Engineering & Hey & Assoc.	150,000	Estimate
Mosquito Control		
Clarke Environmental	27,000	Based on 2020-21 contract
Police & Security		
Blackboard Connect	1,700	Same as 2020-21
Lake County Agreement	75,000	Based on 2020-21 + 2.5%
Howe Security	91,800	Based on 2020-21 estimate
Lake County Special Details	-	No Special Details
Street Lighting	1,500	Based on 2020-21 estimate
	170,000	
Road & Bridge Maintenance		
Culvert Repair/Replacement	50,000	Estimate pending study
ROW Mowing	40,000	6th year of ROW maintenance
ROW Tree Removal/Trimming	5,000	Estimate
Shoulder Maintenance	2,000	Estimate
Sign Replacement	2,000	Estimate
Street/Pot Hole Repairs	3,000	Estimate
Trail Maintenance	20,000	Estimate
	122,000	
Snow & Ice Control		
Snow Plowing Contract	24,500	1.5 times the retainer cost (30%/\$10,500 to SSA #3)
Salt & Storage	4,800	115 tons @ \$73 per ton (57% of total for Gen Fund)
	29,300	
Special Events		
Village Picnic	6,000	Estimate
Village Property & Maintenance		
Mowing & Maintenance	10,000	Estimate
Open Space Maintenance	155,000	Estimate for all projects
Tree Removal	5,000	Estimate
	170,000	
Water Engineering & Maintenance		
Unknown Projects	2,500	Estimate

**Village of Mettawa - FY 2021-22 Budget
Revenues and Expenses Details**

SSAs		
SSA #3		
Electricity	2,000	Based on 2020-21 estimate
Engineering	3,000	Based on 2020-21 estimate
Snow & Ice Control	12,000	Estimate
Street & Lighting Repairs	13,000	Estimate
total	30,000	
SSA #4		
Engineering	2,000	Estimate
Sewer Maintenance	5,000	Estimate
total	7,000	
SSA #5		
Engineering	250	Estimate
Road Maintenance	750	Estimate
total	1,000	
SSA #7		
Engineering	-	
Maintenance	10,000	Estimate for snow plowing service and salt
total	10,000	
SSA #9		
Engineering	4,500	Estimate
Traffic Signal Maintenance	2,500	IDOT Agreement
Miscellaneous	20,000	Maintenance Contract
total	27,000	
SSA #14		
Engineering	500	Estimate
Tree Replacement	2,000	Estimate
total	2,500	

Village of Mettawa - FY 2021-22 Budget

Fund Balances

Fund Balances	Actual 2018-19	Actual 2019-20	Estimated 2020-21	Revenues 2021-22	Expenses 2021-22	Estimated 2021-22
General Fund	10,099,353	10,958,990	12,571,890	5,890,900	8,723,100	9,739,690
Motor Fuel Tax Fund	82,888	104,934	125,134	19,700	-	144,834
Rebuild Illinois Fund	-	-	12,016	12,016	-	24,032
SSAs - Special Revenue-Maint.						
SSA #3 Woodland Falls	(444,197)	(399,428)	(365,628)	67,800	30,000	(327,828)
SSA #4 Oasis Sanitary Sewer	62,146	69,166	76,466	10,800	7,000	80,266
SSA #5 Oasis Access Road	45,639	46,608	47,608	1,000	1,000	47,608
SSA #7 Riverside Preserve	77,406	70,996	64,196	4,000	10,000	58,196
SSA #9 Deerpath Farm	59,405	56,679	54,579	29,000	27,000	56,579
SSA #11 Nektosha Way	5,067	9,071	13,071	4,000	-	17,071
SSA #14 Hamilton Estates Trees	14,060	16,262	18,462	-	2,500	15,962
SSAs - Capital Projects						
SSA #2 Woodland Falls	(5,406)	(5,406)	-	-	-	-
SSA #10 Nektosha Way	(5,333)	(1,830)	1,670	3,500	-	5,170
SSA #13 Hamilton Estates Trees	(989)	3,110	7,010	-	7,010	-
SSA #15 Water Main Extension	(633,761)	(587,117)	(540,517)	46,600	-	(493,917)
SSAs - Debt Service						
SSA #2 - Woodland Falls	157,860	1,451	1,451	-	1,451	-

**Village of Mettawa - FY 2021-22 Budget
Capital Improvement Program**

Project	2021-22	2022-23	2023-24	2024-25	2025-26	Total
General Fund						
Land Acquisition	5,700,000	-	-	-	-	5,700,000
Park Improvements	-	-	-	-	-	-
Stormwater Improvements	-	-	-	-	-	-
Streets & Culverts	-	-	-	-	-	-
Total	5,700,000	-	-	-	-	5,700,000
MFT Fund						-
Road Projects	-	60,000	-	-	-	60,000
Total	-	-	-	-	-	-
SSAs						-
Total	-	-	-	-	-	-
Grand Total	5,700,000	-	-	-	-	5,700,000
Capital Debt						
Grainger Property Loan	685,000	685,000	685,000		-	2,055,000

Grainger Property Loan matures in 2024. Original loan was \$2 million.