



Treasurer's Summary Report for the Month of October, 2021

Monthly Variance

Revenue

October

Revenue is over budget \$ 143,648 for October

Primary Revenue Drivers

> Hotel Tax \$ 19,398 Over Budget
Revenue has rebound to previous trend

> Sales Tax Oasis \$ 14,066 Over Budget
> Sales Tax Other \$ 26,810 Over Budget
> Sales Tax Grainger \$ 752 Over Budget
> Property Tax Levy \$ 11,702 Over Budget
The Village has collected 94% of total levy.

> Building Permit Services \$ 18,226 Over Budget
6 permits paid and deposited in October. Lot 22 and Lot 26 in Deerpath Farms account for the majority of permit revenue.

> Real estate transfer Tax \$ 12,692 Over Budget

2 Properties sold in October

14965 Black Bird Ct
6 Alexandra Dr

Accounts Receivable

Professional Fees \$ 49,939.

The Village received full reimbursement for professional fees from the Rojas project.

Expenses

October

Expenditures are over budget by \$ 38,296

Primary Expense Drivers

> Capital Project \$ 38,250 Over Budget
No budget was appropriated for capital projects in this FY

Net revenue over expense - October \$ 127,207

Net revenue over expense - Year to Date \$ 632,212

Actual vs. Budget

Net revenue to budget October \$ 106,739 32 % Over
Net revenue to budget YTD \$ 328,083 17 % Over

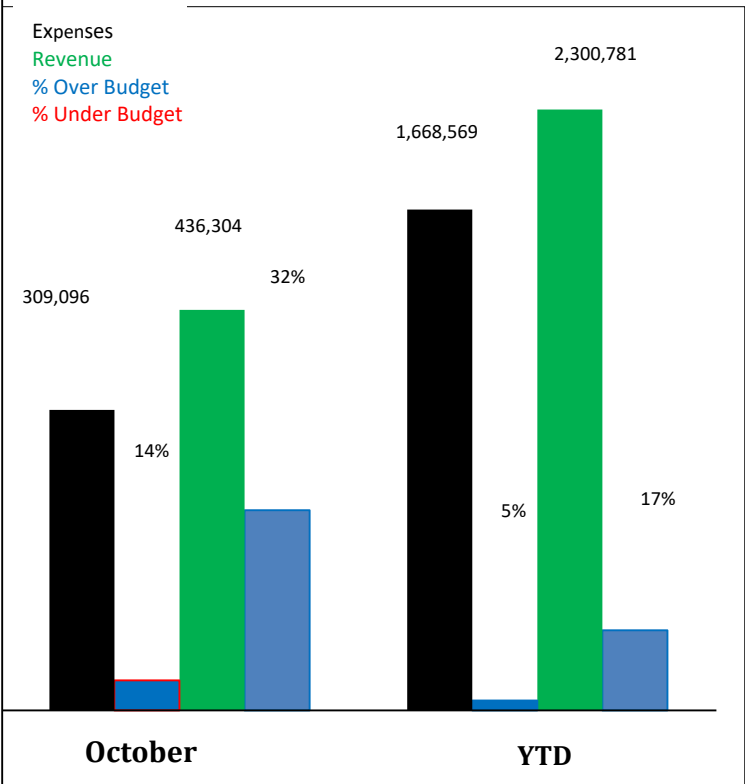
Net expenses to budget October \$ 38,296 14 % Over
Net expenses to budget YTD \$ 83,215 5 % Over

Discussion Points and Up Coming Events

* Grainger revenue is reserved in the equity section of Balance Sheet per agreement for Capital Property Purchase.

* The first half of the COVID relief funds, ARPA tranche is received, \$ 36,908.85. A report detailing how the funds will be used is due by April 2022.

* The Village Insurance renewal shows an increase of \$130.42 per month. The new monthly expense is \$1,142.00. For insurance purposes given the Village is in compliance with a 2 way authentication certification process, we need to be certain the "cloud" providers are also in compliance.



Village of Mettawa
Treasurer's Report for the Period May 1, 2021 through April 30, 2022

Submitted By: *Amy Weiland*

1-Nov-21

Table of Contents

Summary	
Title Sheet	
Table of Contents.....	
Funds on Deposit.....	1
Balance Sheet.....	2
Fixed Assets.....	3
General Fund	
General Fund Revenue.....	4
General Fund Expenditures.....	5
Revenue Graph.....	6
Expense Graph.....	7
Other Funds	
Balance Sheet.....	8
Statement of Revenues and Expenditures.....	9
General Fund Cash Flow.....	10
Pre-Approved Paid Bills.....	11
Bills Submitted for Village Board Approval.....	12
Bills Submitted for Village Board Approval pg 2	13
YTD payment history of vendors.....	14
Property Tax Rebate	15-16

Funds on Deposit

	May-21	Jun-21	Jul-21	Aug-21	Sep-21	Oct-21
General Commingled Accounts						
Northern Trust 6101						
Opening balance	\$ 956,643.12	\$ 963,639.03	\$ 993,230.58	\$ 1,025,678.50	\$ 1,033,568.92	\$ 1,053,736.10
Cleared deposits	\$ 7,344.40	\$ 29,945.27	\$ 32,761.87	\$ 8,151.97	\$ 20,441.06	\$ 11,014.31
Interest	\$ 8.15	7.98	8.59	8.72	8.59	8.98
Cleared disbursements	\$ (356.64)	(361.70)	(322.54)	(270.27)	(282.47)	(279.63)
Closing balance	\$ 963,639.03	\$ 993,230.58	\$ 1,025,678.50	\$ 1,033,568.92	\$ 1,053,736.10	\$ 1,064,479.76
Illinois Funds 5219						
Opening balance	\$ 4,965,706.09	\$ 5,214,197.07	\$ 5,503,926.63	\$ 5,772,794.88	\$ 6,052,780.98	\$ 6,351,641.59
Deposit	\$ 248,336.74	\$ 289,624.73	\$ 268,770.77	\$ 279,883.67	\$ 298,756.35	\$ 295,952.60
Withdrawal/Transfer						
Interest	\$ 154.24	\$ 104.83	\$ 97.48	\$ 102.43	\$ 104.26	
Closing balance	\$ 5,214,197.07	\$ 5,503,926.63	\$ 5,772,794.88	\$ 6,052,780.98	\$ 6,351,641.59	\$ 6,647,594.19
Motor Fuel Tax 5227						
Opening balance	\$ 139,670.46	\$ 147,484.90	\$ 149,275.11	\$ 151,113.75	\$ 152,936.54	\$ 154,912.72
Deposit	\$ 7,810.22	\$ 1,787.32	\$ 1,836.10	\$ 1,820.24	\$ 1,973.68	\$ 1,891.22
Withdrawal						
Interest	\$ 4.22	\$ 2.89	\$ 2.54	\$ 2.55	\$ 2.50	
Closing balance	\$ 147,484.90	\$ 149,275.11	\$ 151,113.75	\$ 152,936.54	\$ 154,912.72	\$ 156,803.94
Debt Service Funds						
Northern Trust SSA #2 7892						
Opening balance	\$ 1,440.71	\$ 1,415.72	\$ 1,390.73	\$ 1,365.73	\$ 1,340.74	\$ 1,315.74
Cleared deposits						
Interest	\$ 0.01	\$ 0.01	\$ -	\$ 0.01	\$ -	\$ 0.01
Cleared disbursements	\$ (25.00)	(25.00)	(25.00)	(25.00)	(25.00)	(25.00)
Closing balance	\$ 1,415.72	\$ 1,390.73	\$ 1,365.73	\$ 1,340.74	\$ 1,315.74	\$ 1,290.75
MaxSafe Investment- Lake Forest 5664						
Opening Balance	\$ 4,000,036.16	\$ 3,900,297.37	\$ 3,900,556.37	\$ 3,800,779.06	\$ 3,701,010.41	\$ 3,701,227.81
Cleared Deposits	\$ -	\$ 100,000.00	\$ -	\$ 200,000.00	\$ 100,000.00	\$ 100,000.00
Interest	\$ 261.21	\$ 259.00	\$ 222.69	\$ 231.35	\$ 217.40	\$ 225.84
Cleared Disbursements	\$ (100,000.00)	(100,000.00)	(100,000.00)	(300,000.00)	(100,000.00)	
Closing Balance	\$ 3,900,297.37	\$ 3,900,556.37	\$ 3,800,779.06	\$ 3,701,010.41	\$ 3,701,227.81	\$ 3,801,453.65
Lake Forest Bank & Trust 9088						
Opening Balance	\$ 1,315,319.77	\$ 1,334,054.05	\$ 1,312,336.82	\$ 1,312,009.10	\$ 1,388,011.59	\$ 1,373,437.01
Cleared Deposits	\$ 142,298.38	\$ 272,704.77	\$ 210,268.68	\$ 394,723.58	\$ 215,220.04	\$ 158,526.24
Cleared Disbursements	\$ (123,564.10)	(294,422.00)	(210,596.40)	(318,721.09)	(229,794.62)	(224,888.56)
Closing Balance	\$ 1,334,054.05	\$ 1,312,336.82	\$ 1,312,009.10	\$ 1,388,011.59	\$ 1,373,437.01	\$ 1,307,074.69
TOTAL ALL ACCOUNTS						
Opening month balance	\$ 11,378,816.31	\$ 11,561,088.14	\$ 11,860,716.24	\$ 12,063,741.02	\$ 12,329,649.18	\$ 12,636,270.97
Closing month balance	\$ 11,561,088.14	\$ 11,860,716.24	\$ 12,063,741.02	\$ 12,329,649.18	\$ 12,636,270.97	\$ 12,978,696.98

Village of Mettawa - Balance Sheet

	<u>1-Nov</u>
ASSETS	
Current Assets	
Checking/Savings	\$ 12,967,409
Accounts Receivable	
Professional Fees	\$ 49,939
Other Current Assets	
Due From Other Funds	\$ 777,597
Pre Paid Insurance	\$ 13,710
Pre Paid Salt	\$ 8,018
Hotel Taxes Receivable	\$ 17,011
Property Taxes Receivable	\$ 306,100
Shared Taxes Receivable	\$ 785,540
Total Other Current Assets	<u>\$ 1,907,976</u>
TOTAL CURRENT ASSETS	<u>\$ 14,925,323</u>
OTHER ASSETS	
Construction In Progress - Sewer System	\$ 40,513
Pre Paid Land Purchase	\$ 146,373
Deposit Sheriff Service Initiation	\$ 180,000
Office Space Deposit LifeStorage	\$ 500
Total Other Assets	<u>\$ 367,386</u>
TOTAL ASSETS	<u>\$ 15,292,709</u>
LIABILITIES & EQUITY	
Liabilities	
Current Liabilities	
Accounts Payable	\$ 243,584
Deferred Property Taxes	\$ 306,100
Building Deposits	\$ 27,300
Due To Other Funds	\$ 777,597
Tax Rebates	\$ 854,979
Total Current Liabilities	<u>\$ 1,965,976</u>
TOTAL LIABILITIES	<u>\$ 2,209,560</u>
Fund Balances	
Retained Earnings	\$ 9,651,445
Net Income	\$ 754,503
Grainger Property Reserve	\$ 2,677,200
Total Equity	<u>\$ 13,083,148</u>
TOTAL LIABILITIES & EQUITY	<u>\$ 15,292,709</u>

Fixed Assets

	<u>October 2021</u>
Fixed Assets	
Total Land	9,702,549.00
Total Land Improvements	1,566,166.92
Landscaping	
Non - SSA	
Accumulated Depreciation Non SSA	-1,375.03
Non - SSA - Other	306,631.41
Total Non - SSA	<u>305,256.38</u>
SSA 3	
Accumulated Depreciation SSA 3	-3,561.00
SSA 3 - Other	664,167.00
Total SSA 3	<u>660,606.00</u>
SSA 6	
Accumulated Depreciation SSA 6	-291.00
SSA 6 - Other	51,108.42
Total SSA 6	<u>50,817.42</u>
Total Landscaping	<u>1,016,679.80</u>
Paved Streets	
Non -SSA	
Accumulated Depreciation Non SSA	-3,764.67
Non -SSA - Other	2,095,371.77
Total Non -SSA	<u>2,091,607.10</u>
SSA 3	
Accumulated Depreciation SSA 3	-3,952.00
SSA 3 - Other	1,639,858.00
Total SSA 3	<u>1,635,906.00</u>
SSA 3	
Accumulated Depreciation SSA 3	-1,062.34
SSA 3 - Other	591,496.91
Total SSA 3	<u>590,434.57</u>
SSA 6	
Accumulated Depreciation SSA 6	-1,122.00
SSA 6 - Other	466,494.00
Total SSA 6	<u>465,372.00</u>
Total Paved Streets	4,786,050.67
Sanitary Sewer	
SSA 4	
Accumulated Depreciation SSA 4	-805.79
SSA 4 - Other	220,925.13
Total SSA 4	<u>220,119.34</u>
Total Sanitary Sewer	<u>220,119.34</u>
Storm Sewer	
Non SSA	-24,157.81
Accumulated Depreciation NonSSA	-25,936.25
Total Non SSA	<u>-50,094.06</u>
SSA 3	
Accumulated Depreciation SSA 2	-450.00
SSA 3 - Other	133,025.00
Total SSA 3	<u>132,575.00</u>
SSA 6	
Accumulated Depreciation SSA 6	-577.00
SSA 6 - Other	170,902.00
Total SSA 6	<u>170,325.00</u>
Total Storm Sewer	<u>254,284.94</u>
Total Fixed Assets	<u>17,545,850.67</u>

1000 - General Fund

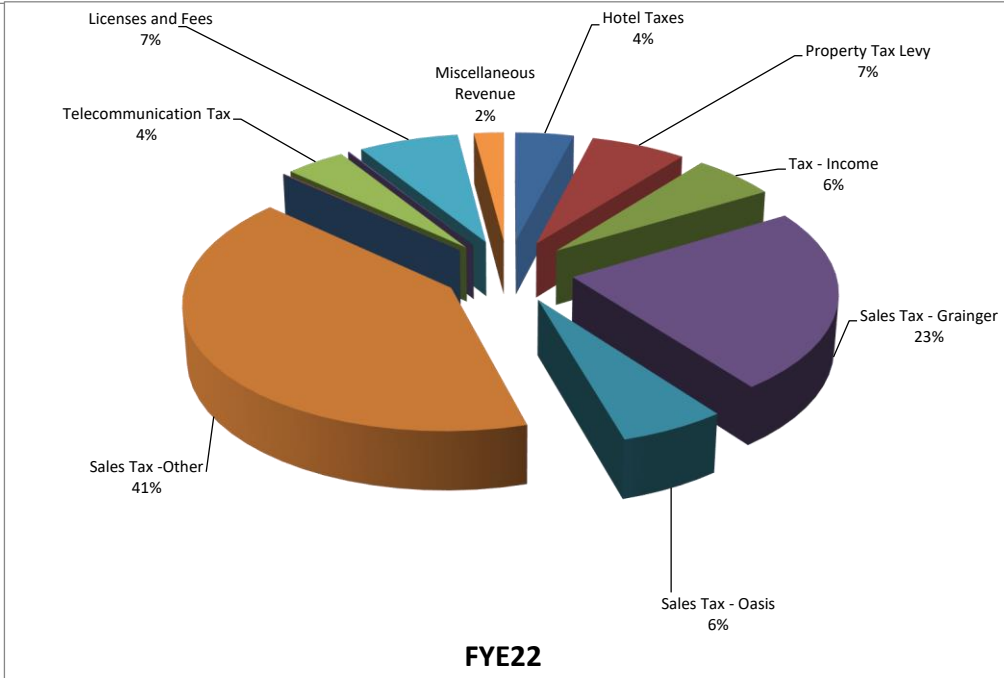
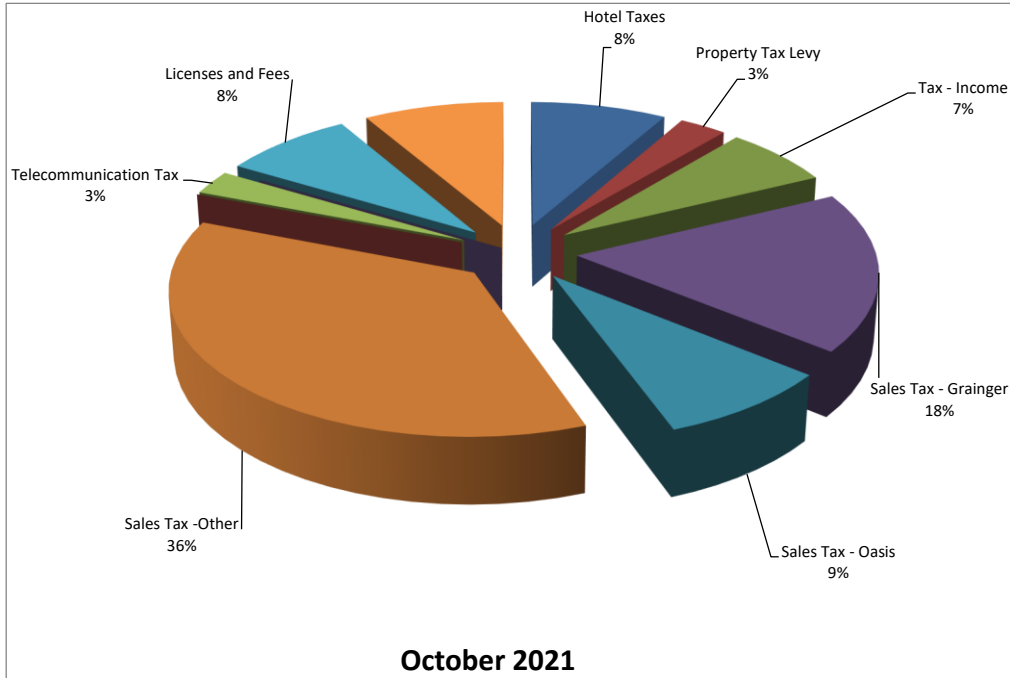
	Prior Period 2020	Current Period Actual	Current Period Budget	Current Period Budget Variance	Prior Period YTD 2020	Current Year Actual	YTD Budget - Original	% Budget Used	Total Budget - Original
Operating Revenue									
Program Revenue									
Taxes									
Hotel Taxes	14,148	36,065	16,667	19,398	77,851	199,639	100,000	39%	200,000
Illinois Income Tax	6,085	7,807	4,817	2,990	32,059	40,696	28,900	55%	57,800
Illinois Use Tax	2,079	1,614	1,917	(302)	11,092	9,762	11,500	48%	23,000
Personal Property Replacement	26	84	53	31	100	210	131	9%	1,150
Property Tax Levy	33,984	12,562	859	11,702	127,375	121,202	133,813	94%	135,000
Real Estate Transfer Tax	1,415	16,025	3,333	12,692	36,440	93,148	20,000	91%	40,000
Road & Bridge Tax Share	10,313	3,663	773	2,891	32,103	30,994	35,620	88%	36,500
Sales Tax - Oasis	23,541	37,399	23,333	14,066	111,709	172,971	140,000	40%	280,000
Sales Tax - Grainger	75,109	78,454	77,702	752	448,824	470,872	446,258	49%	910,000
Sales Tax -Other	144,066	158,843	132,033	26,810	794,057	907,295	836,737	45%	1,780,000
Cannabis Use Tax	27	-	38	(38)	171	325	225	38%	450
Illinois Charitable Games Tax	-	-	0	-	1,413	910	500	283%	500
Telecommunication Tax	13,071	11,751	12,257	(505)	80,255	78,282	59,845	57%	140,000
TOTAL TAX	323,863	364,267	273,781	90,486	1,753,449	2,126,308	1,813,529	59%	3,604,400
Licenses & Fees									
Building Permit Services	27,164	34,893	16,667	18,226	117,179	124,318	100,000	59%	200,000
Cable Franchise Fees	-	-	-	-	2,338	2,578	2,060	29%	9,000
Liquor License Fees	-	-	-	-	6,000	6,100	6,000	102%	6,000
Zoning & Miscellaneous Permit	-	-	833	(833)	-	-	5,000	0%	10,000
Total Licenses & Fees	27,164	34,893	17,500	17,393	125,517	132,996	113,060	59%	225,000
Fines & Forfeitures									
Circuit Court Fees	158	-	125	(125)	210	1,587	750	106%	1,500
Total Program Revenue	351,185	399,160	291,406	107,754	1,879,176	2,260,890	1,927,339	59%	3,830,900
Investment Income									
Investment Income	708	235	1,250	(1,015)	11,909	2,032	7,500	14%	15,000
Total Investment Income	708	235	1,250	(1,015)	11,909	2,032	7,500	14%	15,000
Other Income									
Capital Project	-	-	-	-	0	0	0	0%	0
Miscellaneous Revenue	-	36,909	36,909	(0)	21,966	37,859	37,859	84%	45,000
Total Other Income	-	36,909	36,909	(0)	21,966	0	37,859	0%	45,000
TOTAL MISCELLANEOUS REVENUE	708	37,144	38,159	(1,015)	33,876	39,891	45,359	66%	60,000
Total Operating Revenue	351,893	436,304	329,565	106,739	1,913,052	2,300,781	1,972,698	59%	3,890,900
Total Revenue	351,893	436,304	329,565	106,739	1,913,052	2,300,781	1,972,698	59%	3,890,900

1000 - General Fund

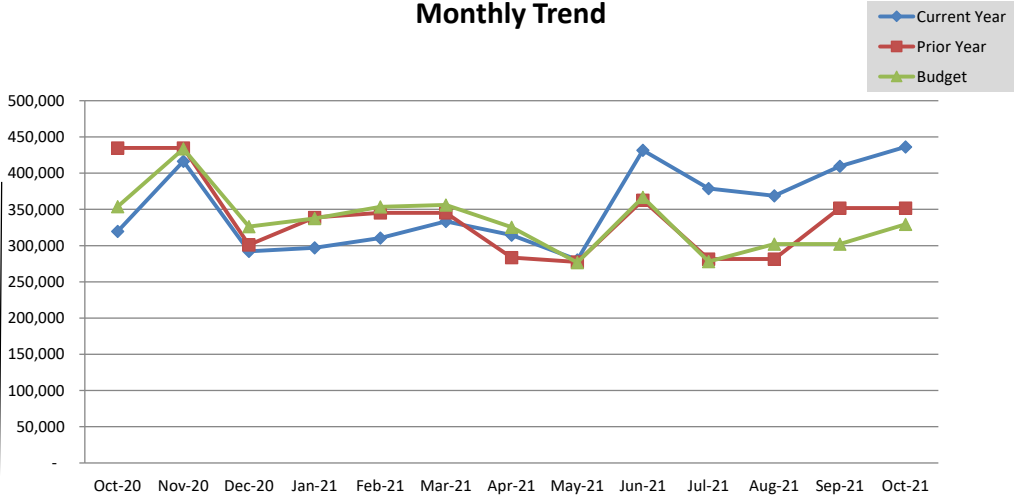
	Current Period								
	Prior Period	Current	Current Period	Budget	Prior Period	Current Year	YTD Budget	% Budget	Total Budget
	2020	Period Actual	Budget	Variance	YTD 2020	Actual	- Original	Used	Original
Expenditures									
Program Expenses									
General Government									
Auditing	-	11,900	0	11,900	27,750	28,450	28,500	100%	28,500
Bank Fees	318	330	250	80	1,862	2,126	1,500	71%	3,000
Consultants & Outside Services	2,687	2,521	692	1,829	9,092	12,549	5,950	57%	22,000
Consultants & Outside Services - Reimb	-	-	0	-	-	-	0	0%	0
Dues & Subscriptions	150	150	300	(150)	425	280	300	25%	1,100
Financial & Accounting Services	3,890	3,890	3,917	(27)	23,340	23,340	23,500	50%	47,000
Insurance & Bonds	994	1,012	1,042	(29)	5,964	6,072	6,250	49%	12,500
Legal Expense	25,873	22,791	14,000	8,791	75,435	95,300	84,000	57%	168,000
Legal Expense Reimbursable	-	0	0	-	-	0	0	0%	0
Maps & Surveys	-	4,200	0	4,200	-	7,400	500	1480%	500
Miscellaneous	95	69	583	(514)	12,949	8,133	3,500	116%	7,000
Office Supplies	370	278	333	(55)	2,048	2,574	2,000	64%	4,000
Planning Consultants	-	-	0	-	-	-	0	0%	5,000
Postage & Copying	33	134	42	92	165	372	250	74%	500
Printing & Publishing	656	499	292	207	861	856	1,750	24%	3,500
Printing & Publishing - Reimb	-	-	0	-	-	-	0	0%	0
Recording Fees	-	100	0	100	50	200	100	67%	300
Recording Fees - Reimb	-	-	0	-	-	-	0	0%	0
Telephone	290	271	267	4	1,364	1,456	1,600	45%	3,200
Village Administrator	5,667	4,600	5,583	(983)	34,000	17,092	33,500	26%	67,000
Village Clerk	3,911	4,300	3,500	800	23,684	27,880	21,000	66%	42,000
Village Office & Meeting Space	1,213	1,245	1,750	(505)	9,643	8,215	10,500	39%	21,000
TOTAL GENERAL GOVERNMENT	46,146	58,290	32,550	25,740	228,632	242,294	224,700	56%	436,100
Public Service									
Building Services	10,000	10,000	15,833	(5,833)	80,767	116,637	95,000	61%	190,000
Building Permit Services	9,757	820	2,083	(1,263)	21,402	22,518	12,500	90%	25,000
Building Permit Services -Reimb	-	-	0	-	-	-	0	0%	0
Disposal Services	4,968	5,125	5,000	125	29,403	30,264	30,000	50%	60,000
Engineering Services	10,676	9,838	12,500	(2,662)	69,848	64,572	75,000	43%	150,000
Engineering Service-Reimb	-	-	0	-	-	-	0	0%	0
Mosquito Control	-	-	4,500	(4,500)	26,689	26,830	27,000	99%	27,000
Police & Security	13,726	13,845	14,167	(322)	84,439	85,956	85,000	51%	170,000
Road & Bridge Maintenance	9,827	4,100	21,250	(17,150)	88,173	52,489	52,489	43%	122,000
Snow & Ice Control	-	-	0	-	-	-	0	0%	23,034
Salt	-	-	0	-	-	-	0	0%	6,466
Special Events	-	-	0	-	-	7,784	6,000	130%	6,000
Village Property & Maintenance	22,378	14,310	21,250	(6,940)	74,071	78,257	127,500	46%	170,000
Water Engineering & Maintenance	-	-	0	-	254	165	165	7%	2,500
TOTAL PUBLIC SERVICE	81,333	58,038	96,583	(38,546)	475,046	485,471	510,654	51%	952,000
Revenue Sharing									
Hotel Tax Sharing	4,244	10,819	5,000	5,819	23,355	66,068	30,000	110%	60,000
Property Tax Sharing	100,000	125,000	125,000	-	600,000	750,000	750,000	100%	750,000
Sales Tax Sharing	11,771	18,700	11,667	7,033	55,855	86,485	70,000	62%	140,000
TOTAL TAX SHARE	116,015	154,519	141,667	12,852	679,210	902,554	850,000	95%	950,000
Total Program Expenses	243,493	270,846	270,800	46	1,382,887	1,630,319	1,585,354	70%	2,338,100
Miscellaneous									
Capital Projects									
Real Estate Purchase	-	-	-	-	-	-	-	0%	0
Capital Asset	-	38,250	-	38,250	79,200	38,250	-	0%	0
Total Capital Projects	-	38,250	-	38,250	79,200	38,250	0	0%	0
Capital Debt									
Debt Service	-	-	-	-	-	0	0	0%	685,000
Total Miscellaneous	-	38,250	-	38,250	79,200	38,250	0	6%	685,000
Total Expenditures	243,493	309,096	270,800	38,296	1,462,087	1,668,569	1,585,354	55%	3,023,100
Net Revenue Over Expenditures	108,400	127,207	58,764	68,441	450,965	632,212	12,283		867,800

General Fund Expenditures

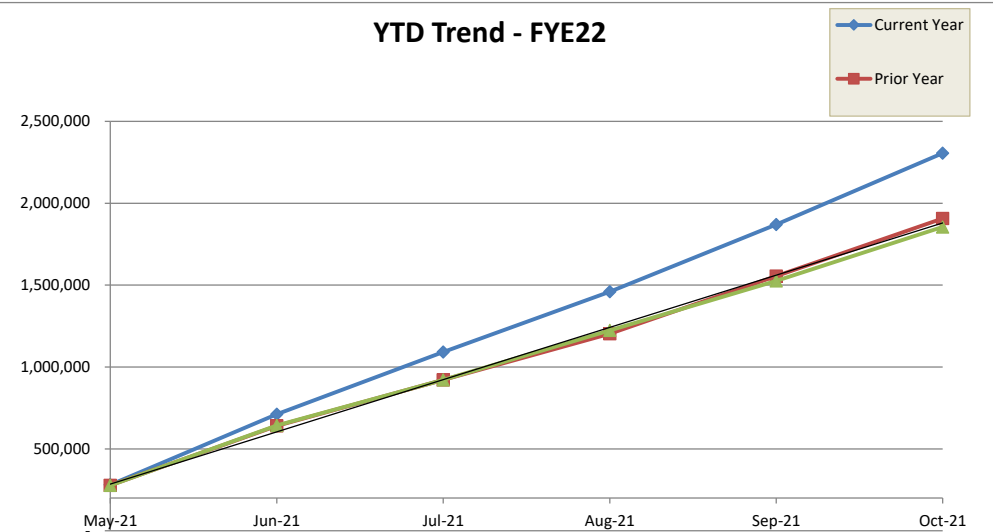
Revenue - General Fund



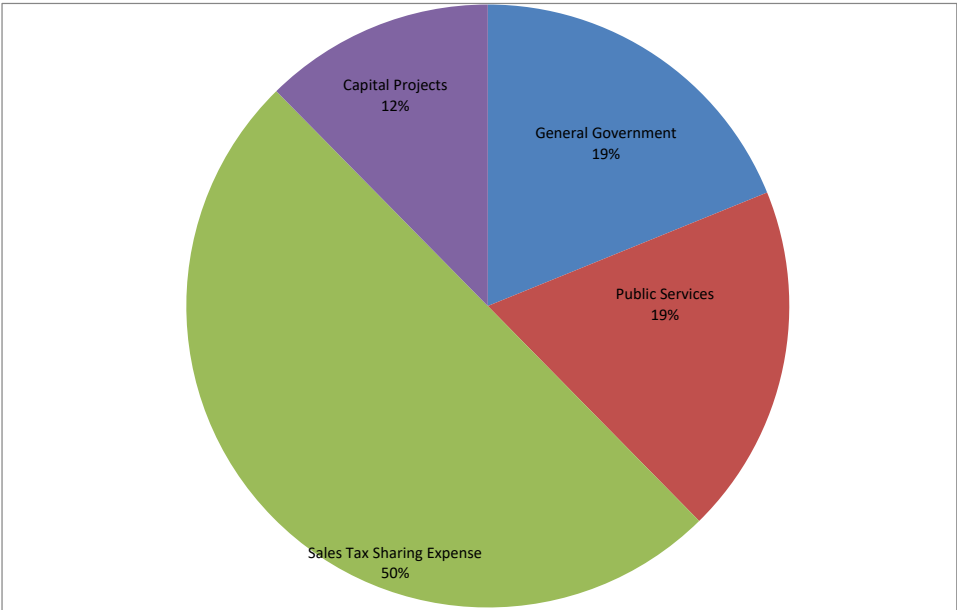
Monthly Trend



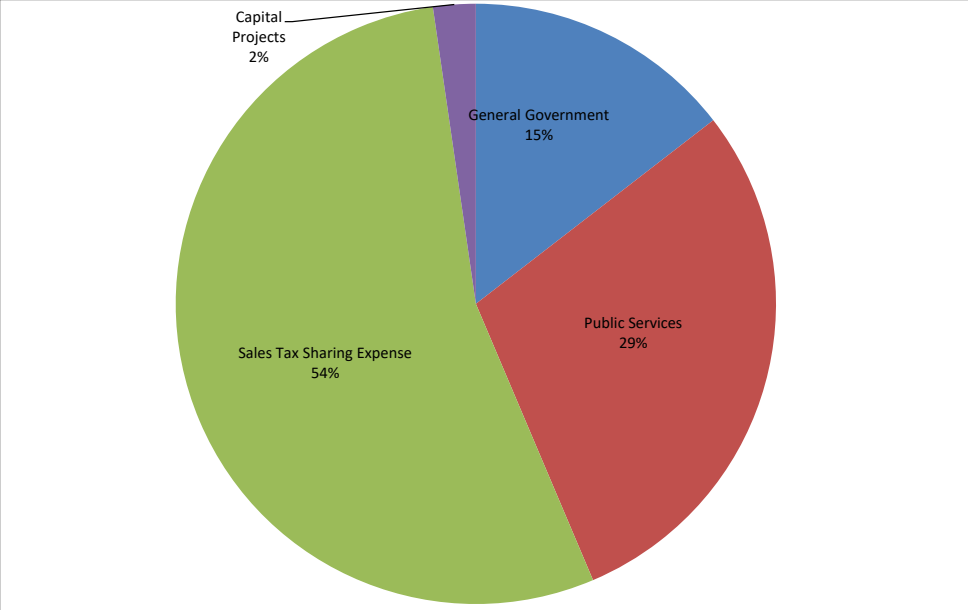
YTD Trend - FYE22



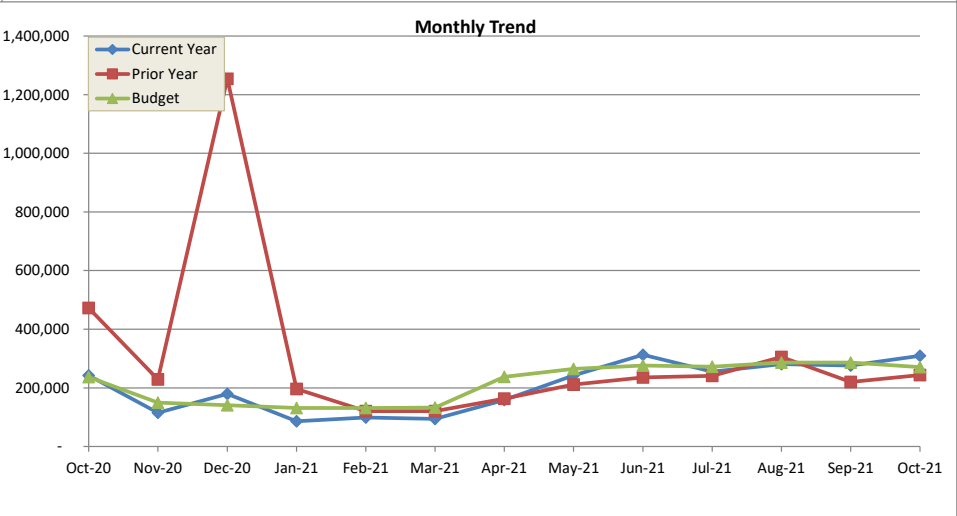
Expense Graph - General Fund



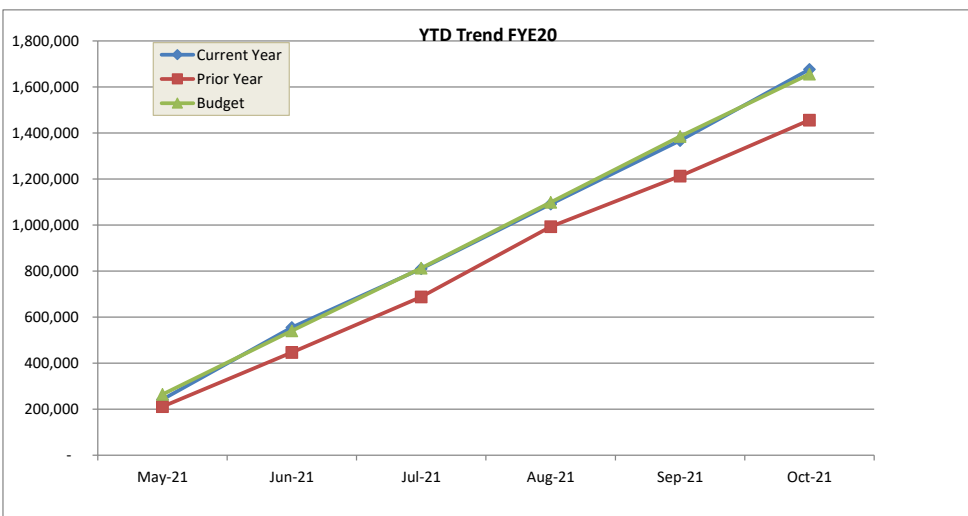
October 2021



FYE22



Monthly Trend



YTD Trend FYE20

All Other Funds	SSA# 3	SSA# 4	SSA# 5	SSA# 7	SSA# 9	SSA# 10	SSA# 11	SSA# 13	SSA#14	SSA# 15	Rebuild Illinois	Motor Fuel Tax	SSA#2 Debt Service
ASSETS													
Current Assets													
Checking/Savings													
Held by Trustee													
Illinois Funds - U.S. Bank													
Northern Trust	(294,699)	47,325	48,593	68,344	73,130	5,170	17,070	7,028	20,662	(505,609)	24,032	132,765	1,265
Total Checking/Savings	(294,699)	47,325	48,593	68,344	73,130	5,170	17,070	7,028	20,662	(505,609)	24,032	132,765	1,265
Total Current Assets	(294,699)	47,325	48,593	68,344	73,130	5,170	17,070	7,028	20,662	(505,609)	24,032	132,765	1,265
TOTAL ASSETS	(294,699)	47,325	48,593	68,344	73,130	5,170	17,070	7,028	20,662	(505,609)	24,032	132,765	1,265
LIABILITIES & EQUITY													
Liabilities													
Long Term Liabilities - Debt													
Total Liabilities	-	-	-	-	-	-	-	-	-	-	-	-	-
Fund Balances													
Reserved for Debt Service													
Reserved/Designated	(294,699)	47,325	48,593	68,344	73,130	5,170	17,070	7,028	20,662	(505,609)	24,032	132,765	1,265
Unreserved and Undesignated													
Total Fund Balance	(294,699)	47,325	48,593	68,344	73,130	5,170	17,070	7,028	20,662	(505,609)	24,032	132,765	1,265
TOTAL LIABILITIES & EQUITY	(294,699)	47,325	48,593	68,344	73,130	5,170	17,070	7,028	20,662	505,609	6,008	132,765	1,265

1-Sep-21	SSA# 3	SSA# 4	SSA# 5	SSA# 7	SSA# 9	SSA# 10	SSA# 11	SSA# 13	SSA#14	SSA#15	ARAP	Rebuild Illinois	Motor Fuel Tax	SSA#2 Debt Service
Beginning Balance Cash basis	(294,344)	49,853	48,354	68,091	65,754	5,170	17,070	7,028	20,362	(511,819)	-	24,032	130,874	1,290
Revenue														
Property Tax			239	253	7,531				300	6,210				
MFT Allotments													1,891	
Rebuild Illinois														
Bond Proceeds														
Miscellaneous											36,909			
Interest Income														0
Total Revenue	-	-	239	253	7,531	-	-	-	300	6,210	36,909	-	1,891	0
Expenditures														
Building Permit Services														
Engineering Services		2,289			155									
Miscellaneous														
Professional Fees														
Legal														
Tree Maintenance														
Road & Bridge Maintenance														
Police & Security	17													
Snow & Ice Control														
Contractual Maintenance		239												
Traffic Control	338													
Sewer Maintenance														
Capital Expenditures														
Bank Fees														25
Transfers in/(out)														
Bond Issue Principal														
Bond Issue Interest														
Total Expenditures	355	2,528	-	-	155	-	-	-	-	-	-	-	-	25
	(355.16)	(2,528.00)	238.93	252.53	7,376.17	-	-	-	300.03	6,209.88	36,909	-	1,891.22	(24.99)
Reserve	(294,699)	47,325	48,593	68,344	73,130	5,170	17,070	7,028	20,662	(505,609)	36,909	24,032	132,765	1,265

Notes

- SSA #2 - Debt Service for the Woodland Falls Improvements
- SSA #2 - Capital Project - the remaining proceeds from the Woodland Falls bond issue
- SSA #3 - ongoing maintenance of the Woodland Falls Improvements
- SSA #4 - ongoing maintenance of the Oasis Business Park Sewer Improvements
- SSA #5 - ongoing maintenance of the Oasis Business Park Road Improvements
- SSA #7 - ongoing maintenance of the Riverside Preserve Improvements
- SSA #9 - ongoing maintenance of the Deerpath Farms Improvements
- SSA #10 - Nektosha Way
- SSA #11 - Nektosha Way Maintenance
- SSA #13 - Hamilton Estate Tree Planting
- SSA #14 - Hamilton Estate Tree Maint
- SSA #15 - Water Main Extension

	<u>actual</u> May 21	<u>actual</u> June 21	<u>actual</u> July 21	<u>actual</u> August 21	<u>actual</u> September 21	<u>actual</u> October 21
Income						
Hotel Tax	17,011	24,632	37,169	40,776	43,986	36,065
Illinois Income Tax	9,204	8,076	7,245	4,068	4,296	7,807
Illinois Use Tax	1,423	1,819	1,652	1,521	1,733	1,614
Personal Property Replacement Tax	69	0	50	6	0	84
Property Tax	4,847	45,257	19,647	7,257	31,633	12,562
Real Estate Transfer Tax	2,950	12,623	37,675	23,875	0	16,025
Road & Bridge Tax Share	1,408	10,257	7,028	2,185	6,453	3,663
Sales Tax- Oasis	19,513	23,904	25,756	29,687	36,711	37,399
Sales Tax-Grainger	74,181	84,401	77,895	70,079	85,862	78,454
Sales Tax- Other	132,401	152,627	143,576	161,794	158,055	158,843
Cannabis Use Tax	63	73	64	57	68	0
Illinois Charitable Games Tax	0	0	0	910	0	0
Telecommunications Tax	11,483	18,726	12,532	11,760	12,031	11,751
Building Permits & Inspections	5,489	42,225	8,197	10,802	27,712	34,893
Cable Franchise Fees	0	0	0	2,578	0	0
Liquor License Fees	0	6,000	0	100	0	0
Zoning & Miscellaneous Permit Fees	0	0	0	0	0	0
Circuit Court Fines & Fees	0	772	0	36	779	0
Investment Income	424	372	329	343	333	235
Miscellaneous Revenue	0	0	0	950	0	36,909
Total Income	280,466	431,763	378,816	368,784	409,652	436,304
Expense						
Auditing	3,750	0	0	12,800	0	11,900
Bank Fees	317	303	310	311	305	330
Consultants	1,021	1,383	4,348	1,776	1,507	2,521
Consultants - Reimb	0	0	0	0	0	0
Dues & Subscriptions	0	0	0	130	130	150
Financial & Accounting Services	3,890	3,890	3,890	3,890	3,890	3,890
Insurance and Bonds	1,012	1,012	1,012	1,012	1,012	1,012
Legal Expenses	17,709	25,579	9,145	10,413	11,225	21,669
Legal Expenses - Reimb	0	0	2,508	4,157	0	1,122
Maps & Surveys	0	3,200	0	0	0	4,200
Miscellaneous Expenditures	373	243	191	112	127	69
Office Supplies	0	132	716	1,448	0	278
Planning Consultants	0	0	0	0	0	0
Postage & Copying	139	0	77	0	23	134
Printing & Publishing	0	0	110	0	633	499
Recording Fees	50	50	0	0	0	0
Recording Fees - Reimb	0	0	0	61	0	100
Telephone	151	264	21	610	139	271
Village Administrator	5,667	0	0	2,226	4,600	4,600
Village Clerk	3,840	5,040	4,860	5,540	4,300	4,300
Village Office & Meeting Space	1,577	1,982	1,233	1,333	845	1,245
Building Services	10,000	54,229	10,000	10,000	22,409	10,000
Building Permit Services	2,352	3,819	5,539	6,539	3,480	820
Building Permit Services Reimb	0	0	0	0	0	0
Disposal Services	5,014	5,014	5,037	5,037	5,037	5,125
Engineering Services	8,797	10,264	12,501	10,986	12,185	9,838
Engineering Services Reimb	0	0	0	0	0	0
Mosquito Control	4,830	2,415	7,834	3,917	3,917	0
Police & Security	15,699	14,396	14,104	14,040	14,083	13,845
Road & Bridge Maintenance	4,600	6,054	16,050	15,789	6,775	4,100
Snow & Ice Control	0	0	0	0	0	0
Special Events	0	0	2,773	2,979	2,032	0
Village Property & Maintenance	11,639	28,990	3,850	5,710	14,767	14,310
Water Engineering/Maintenance	0	165	0	0	0	0
Hotel Tax Sharing	5,103	7,390	11,211	20,388	19,312	10,819
Property Tax Sharing	125,000	125,000	125,000	125,000	125,000	125,000
Sales Tax Sharing -Lake Forest	9,757	11,952	12,878	14,844	18,356	18,700
Capital Projects	0	0	0	0	0	38,250
Total Expense	242,288	312,766	255,191	281,046	276,089	309,096
Net from Operations	38,178	118,996	123,625	87,737	133,563	127,207

Pre Approved
October 2021

Name	Account	Description	
Lake Forest Bank & Trust			
AT&T	Contract Maintenance	SSA#4 Lift Station	118.60
Comcast Business	Telephone	Telephone - Internet	138.78
Northern Trust Credit Card			
	Village Office & Meeting Space	Life Storage Rentals	845.00
	Telephone	Administrators Cell Phone	131.77
	Consultant & Outside Services	Zoom US	54.99
	Consultant & Outside Services	MSFT Email Service	<u>176.00</u>
Total Northern Trust Credit Card			1,207.76
Total Pre Approved Lake Forest Bank & Trust			1,465.14
Grand Total Pre Approved			<u><u>1,465.14</u></u>

Unpaid Invoices as of
November 12, 2021

Name	Account	Description	
B&F Construction Code Services, Inc	Building Permit Services	18867 Stiat addition 25680 St Marys Rd	620.00
	Building Permit Services	18904 DiTomasso detached garage-shed at 26245 St. Marys	200.00
Total B&F Construction Code Services, Inc			820.00
City of Lake Forest	Sales Tax Share	Mettawa-Lake Forest Oasis Tax Sharing 50%	64,776.78
Com Ed	Traffic Control	SSA#3 Traffic Control #9018	8.48
	Police & Security	SSA#3 Traffic Control #6026	169.10
	Contract Maintenance	SSA#4 Sewer Maint #1048	119.97
	Police & Security	GF-Street Lighting #3008	14.19
	Police & Security	GF-Street Lighting #2015	196.87
Total ComEd			508.61
Cynthia A. Pavesich & Associates, Inc	Consulting & Outside Services	2 Hearing Appearances - Fiore and MacLean	698.40
Daily Herald	Printing & Publishing	Annual Treasurers Report	499.10
Dunlap Lawn Service	Road & Bridge Maintenance	ROW October	4,100.00
	Village Property & Maintenance	Whippoorwill Park Mow	450.00
Total Dunlap Lawn Service			4,550.00
Dunlap Tree Experts	Village Property & Maintenance	2 Trees removal- 701 Riverwoods Blvd and Whippoorwill Park	1,200.00
Florip, Mandi	Village Administrator	Administrator Services	4,600.00
	Miscellaneous	Mileage	81.76
Total Florip, Mandi			4,681.76
Gallo Sandy, LLC.	Miscellaneous	Mileage	44.24
	Miscellaneous	Postage	110.75
	Village Clerk	Clerk Services	4,300.00
Total Gallo Sandy, LLC.			4,454.99
Gardner Phillips	Consulting & Outside Services	Newsletter	900.00
Hamilton Partners	Contractual Services	SSA#3 Street light maintenance	9,982.45
Hey and Associates, Inc	Engineering Services	20-2016 Stormwater management project	340.00
Hilton Garden Inn	Village Office & Meeting Space	Board and Committee meetings	400.00
Howe Security	Police & Security	Mettawa Patrol - Includes gas and truck lease	7,499.30
ICRMT	Insurance & Bonds	Policy year Dec 1, 2021 - Dec 1, 2022	13,709.00
ILM	Village Property & Maintenance	Whippoorwill Park Stewardship	2,010.00
Illinois Municipal League	Dues & Subscriptions	Annual Renewal	150.00
James Anderson Company	Engineering Services	16550-105 General Engineering	6,028.20
	Engineering Services	16554-088 Deerpath Farm Subdivision SSA#9	154.69
	Engineering Services	17084-062 Public Utilities	1,222.01
	Engineering Services	18823-858 Watershed - Stormwater concerns	478.06
	Engineering Services	18112-629 Code violations	97.02
	Engineering Services	18253-640 Oasis Business Center sanitary system SSA#4	2,289.43
	Engineering Services	18897-883 proposed MacLean subdivision	1,673.18
	Building Services	16556-118 Building Services	10,000.00
Total James Anderson Company			21,942.59

Unpaid Invoices as of
November 12, 2021

Name	Account	Description	
Klein, Thorpe and Jenkins, Ltd.	Legal Expenses	General Zoning Matters	1,298.00
	Legal Expenses	General Matters	4,312.00
	Legal Expenses	Grainger Annexation & Real Estate Acquisition	374.00
	Legal Expenses	Lys vs Village Litigation	16,057.01
	Legal Expenses	780 - Rojas Variation Requests	66.00
	Legal Expenses	786 - Sapphire Stable Litigation	550.00
	Legal Expenses	872 - Rocco Fiore	682.00
Total Klein, Thorpe and Jenkins, Ltd.			<u>23,339.01</u>
Lake County Recorder	Recording Fees	Reimbursable Rojas Ordinance and Noonan address	100.00
Lakes Disposal Services	Disposal Service	Disposal Service - 219 homes serviced - Rate increase \$87.60/mo	5,124.60
Manhard Consulting	Maps & Survey	Grainger Subdivision	4,200.00
Misfits Construction Company	Capital Project	Stormwater Maintenance Project	38,250.00
O'Mary Dorothy	Financial & Accounting Services	Financial & Accounting	3,890.00
	Miscellaneous	Postage	-
Total O'Mary Dorothy			<u>3,890.00</u>
Pizzo & Associated, LTD	Village Property & Maintenance	MacLean Oasis Park-Stewardship 7 of 8	3,250.00
	Village Property & Maintenance	MacLean Oasis Park-Stewardship Fertilize entire site	7,400.00
Total Pizzo & Associates, Ltd.			<u>10,650.00</u>
Sheriff's Office	Police & Security	Lake County Contract Police Service	6,120.19
Sieпка Joe	Consultants & Outside Services	Website & email Support	113.75
Sikich, LLP	Audit	FYE21 Progress billing- Final	11,900.00
SSG Services	Consultants & Outside Services	Computer Maintenance	
Staples	Office Supplies	Office Supplies	277.94
USIC Locating Services, LLC	Consultants & Outside Services	31 Ticket calls	496.00
Total Accounts Payable			<u>243,584.47</u>
Pre Approved Accounts Payable			<u>1,465.14</u>
Property Tax Rebate			<u>750,000.00</u>
Total Approval			<u><u>995,049.61</u></u>

Year to Date Payments

Name	FY 2022	Amount
American Legal Publishing		4,384.75
AT&T		700.31
B&F Construction Code Services, Inc		27,080.49
Blackboard Connect, Inc		1,627.54
Bob Irvin Consulting, LLC		11,436.91
City of Lake Forest		40,976.08
Clark Environmental Mosquito Control		26,830.00
Com Ed		2,983.49
Comcast Business		1,025.22
Daily Herald		385.25
Deerpath CMBW 19 LLC		11,200.00
Deerpath Farm Homeowner's Association		6,900.00
Dunlap Lawn Service		42,877.19
Dunlap Tree Experts		3,725.00
Flow-Technics, Inc		10,275.00
Forest Builders		58,215.46
Gardner Phillips		1,800.00
Gayle Walsworth		300.00
Hey & Associates, Inc		40,865.81
Hilton Garden Inn		2,843.71
Howe Security		45,904.17
IDOT		1,366.50
ILM		6,030.00
Impact Networking LLC		4,500.00
James Anderson Company		209,585.60
Joe Siepka		1,621.25
Jose S. Yu and Ann X Shen		4,500.00
JULIE, Inc		87.72
Klein, Thorpe and Jenkins, LTD		87,521.21
Lake County Clerk		50.00
Lake County Recorder		50.00
Lake County Tax Collector		295.68
Lake County Treasurer		150.00
Lakes Disposal Service		30,153.00
Lake Forest Bank & Trust Bank Fee		1,867.66
Luxe Productions Chicago, Inc		500.00
Maier, John		703.80
Mandi Florip		6,927.29
Manhard Consulting		3,200.00
Marion and Christopher Cappuccilli		4,500.00
Mary Brennan		268.76
Metropolitan Mayors Caucus		130.00
Norbert J Pointner		2,431.00
Northern Trust SSA#2 Bank Fee		150.00
Northern Trust Credit Card		15,568.26
O'Mary Dorothy		23,514.80
Perfect Cut		2,100.00
Pizzo & Associates		16,250.00
Poul's Nursery		1,800.00
PrestonXP, A Rentokil Company		225.00
Sandy L. Gallo, LLC		27,083.08
Sheriff's Office		15,110.43
Sikich, LLP		16,550.00
Singleton Electric, LLC		1,147.50
SSG Services		4,295.51
Staples Credit Plan		1,030.07
USIC Location Services, LLC		1,360.00
Village of Mettawa Motor Fuel Tax		6,008.24
White Lodging Service Corp.		64,261.21

Total

905,229.95

Property Tax Rebate

ADI	Morry & Renda	\$	3,441.20	GOORIS	Daniel & Leslie	\$	2,236.40
ADI	Kennan & Renda	\$	3,270.79	HAN	Dong & Chung	\$	4,475.98
ANDERSON	Mary Jane	\$	6,848.63	HANSEN	William	\$	4,233.27
ARAZAN	Frederick	\$	3,537.72	HEINZ	Thomas & Ann	\$	2,916.46
ARMSTRONG	Carol	\$	1,968.67	HEYTOW	Mitzi	\$	9,994.69
ARNOLD	Charles & Kate	\$	4,724.25	HIRATA	Magdalena	\$	8,484.42
ATTAR	Adnan & Sana	\$	7,893.34	HOWATT	James & Kimberly	\$	8,883.24
AXENTE	Daniel	\$	2,303.14	IMMERMAN	Amy	\$	1,849.90
BAEZ	Stephen & Wha-Soon	\$	2,313.07	JACOB	Mark & Ann Shorrocks	\$	7,047.25
BAIG	Mirza & Sabahath	\$	3,345.86	JOSEPH	Carolanne	\$	9,817.52
BECK	Herbert & Juliann	\$	4,306.76	JUHREND	Bernice	\$	4,849.77
BERBAS GINAKAKIS	Juliane	\$	4,063.66	KALLISON	Corey & Danielle	\$	3,611.21
BOHM	Denis & Roberta	\$	2,837.41	KAPLAN	Howard & Ricki	\$	9,310.66
BOLLHOFFER	Roy	\$	2,037.39	KOFFEL	John	\$	9,701.53
BORKOWSKI	Anne	\$	3,889.67	KOTABA	Walter	\$	11,286.87
BOULIERIS	Angelo & Catherine	\$	2,460.44	KRUSINSKI	Catherine	\$	5,410.26
BRADLEY	John & Cathy	\$	3,652.13	KURTIS	William	\$	8,820.48
BRADY	Michael & Lisa	\$	7,342.39	LAFITA	Joseph & Vaishali	\$	8,524.54
BRESLOW	Clifford	\$	3,488.47	LANE	Brandon	\$	5,230.72
BUELL	Brad	\$	3,101.96	LANE	Roger & Chris	\$	4,599.52
BUSH	David & Heather	\$	4,853.75	LAPINS/SHELDON	Ron/Pam	\$	6,874.45
BUSSCHER	Robert	\$	8,358.10	LEAHY	Catherine	\$	6,190.42
BYRNE	Janice & Dominic	\$	3,882.12	LEVIN	Richard & MaryLou	\$	8,812.93
CAHILL	John & Sarabess	\$	5,701.83	LICCIONI	Roland	\$	3,896.82
CHUDY	Matthew & Michelle	\$	6,922.12	LIPHARDT	Peter & Laura	\$	2,241.17
CLARK	Jeffery & Gwen	\$	3,845.58	LOVE	Jason & Ashley	\$	3,293.83
CLATCH	Laura	\$	4,651.56	LYONS	Adam & Gail	\$	2,229.25
COHN	Andrew	\$	3,847.96	LYS	Thomas & Franziska	\$	13,118.10
COLE	Bob & Elaine	\$	6,033.52	MAIER	John	\$	3,935.75
COLLINS	Christine	\$	6,925.30	MAISH	Mary	\$	4,261.48
COOK	Richard & Martina	\$	2,518.04	MANCUSO	Richard & Shelley	\$	6,153.48
CORK	Patricia	\$	7,038.11	MATSUNAGA	Douglas & Barbara	\$	11,786.19
CUTLER	Alan & Yvonne	\$	7,188.66	MAYSTEAD	Andrew & Rebecca	\$	4,835.87
DANFORTH	Chad & Janet	\$	3,503.17	MCCARTHY	Sean & Cathy	\$	8,780.75
DEMPSEY	Matthew & Jeannine	\$	4,043.40	MCCOLE	William & Jeanine	\$	3,125.00
DETERS	Gary & Susan	\$	3,507.14	MEHTA	Parimal & Mansi	\$	2,911.69
DODD	Michael & Carrrie	\$	3,189.75	MELUSO	Mark & Victoria	\$	2,732.94
DONATO	Anthony & Patricia	\$	4,654.73	MENDINO	Joseph	\$	5,343.93
DONATO	Ronald & Carmella	\$	2,557.36	MILLAR	Tom & Martha	\$	5,110.75
DREIFUSS	David & Juli	\$	4,448.97	MONS	Allen	\$	6,643.26
FALBE	Lawrence	\$	3,324.81	MURPHY	Christopher & Catherine	\$	6,228.56
FANTUS	Richard & Pamela	\$	9,089.40	NELSON	Catherine	\$	3,853.12
FARMER	Tim & Amy	\$	3,094.81	NEWBERG	Donald	\$	5,016.21
FIOCCHI	John	\$	6,709.60	NICHOLAS	Monica	\$	6,016.04
FIGLIO	Rocco & Paula	\$	5,097.64	NITISS/CARRUTHERS	Joseph/Karen	\$	1,819.71
FORREST	Jason & Amy	\$	3,389.96	OBERMAN	Michael & Margo	\$	12,141.71
FOSTER/O'NEIL	Mark/Alyssa	\$	9,272.52	OLESEN	Martin & Shelly	\$	3,822.94

ORLANDO	Pompei & Lucia	\$ 5,839.27	YOUNG David	\$ 4,738.55
PAPANOS/ZIAMPARAS	Nicholas/Ilioula	\$ 3,563.54	ZAMOLO Fabrice & Marguerite	\$ 6,965.42
PARK	Chung	\$ 5,679.59	ZHOU/JIANG Liangfu/Yuan	\$ 3,028.87
PELECH	Michael & Debra	\$ 3,799.50		
PETRE	Cornel & Magdalena	\$ 3,892.85		
PHILLIPS	Frederick	\$ 3,468.61		
PINK	Ronald	\$ 7,377.34		
PISCITELLO	Christopher	\$ 6,829.56		
POVZNER	Leonid	\$ 3,627.50		
PREISER	Kristine	\$ 4,734.58		\$ 750,000.00
PRICE	Robert	\$ 4,825.54		
QUETSCHKE/STRECKERT	Paul/Mary Ellen	\$ 4,008.04		
RAFFEL	Leslie	\$ 2,241.17		
RAY	Jess & Marcia	\$ 5,274.41		
RITSOS	Peter	\$ 3,043.17		
ROBERTSON	Jacqueline	\$ 3,857.89		
ROJAS	Arturo & Maria	\$ 9,330.92		
ROTH	Diane	\$ 2,999.48		
RUPPE/KOZIMOR	Michael/Renee	\$ 4,620.17		
SCHMIDT	Stevie	\$ 10,276.32		
SHAFFER/PETERS	Dean/Linda	\$ 12,706.57		
SHAY	Troy & Jennifer	\$ 7,699.10		
SMOLIC	Svebor & Stephanie	\$ 5,738.38		
SOTO/KAUFMAN	Santiago/Miriam	\$ 3,408.23		
SPIGLANIN/VIGLIONE	Robert/Ninette	\$ 4,698.83		
STANLEY	James & Dianne	\$ 5,832.52		
STARR	Jerome & Sherry	\$ 4,266.64		
STOKOVICH	Debra	\$ 15,856.60		
SWIFT	Mary & John	\$ 5,703.42		
TAN	Jack	\$ 3,911.12		
TAVAKOLI	Hassan & Margarita	\$ 4,093.85		
THIAGARAJAN	Kannan	\$ 3,573.48		
TINDALL	Adrienne	\$ 8,061.37		
TOWNE	Tim	\$ 2,508.50		
TRENDLER	David	\$ 3,009.81		
TRULSON	Kathleen	\$ 4,518.48		
TURCHINSKY	Dean & Frances	\$ 3,894.83		
URLACHER	Casey	\$ 1,971.45		
VANSELOW	Rick	\$ 3,097.20		
VIGLIONE	Josephine	\$ 4,821.57		
WEILAND	Amy Sue	\$ 4,147.07		
WICKLANDER	Jeff & Corrie	\$ 3,420.94		
WILLIAMSON/WRIGHT	Thomas/Andrea	\$ 3,334.74		
WING	Robert & Alecia	\$ 2,011.57		
WITTEN	Matt & Kourtney	\$ 3,159.96		
WOODRUFF	Sangston & Carey	\$ 5,656.94		